



WOOD DALE, IL

[Click to view full report.](#)

CITY INFO

Population: 13,802

City rating

Overall value

Male 50%

Female 50%

Married 60%

Single 40%

This rating is a weighted average of commute time, crime rate, population, median salary, and more.

10/10

This score adds annual household income and cost of living to the city rating.

9/10

Density (Population per mile²)

Compared to New York, Wood Dale has a very low population density. Wood Dale is perfect for those who like a quiet city.

2,955

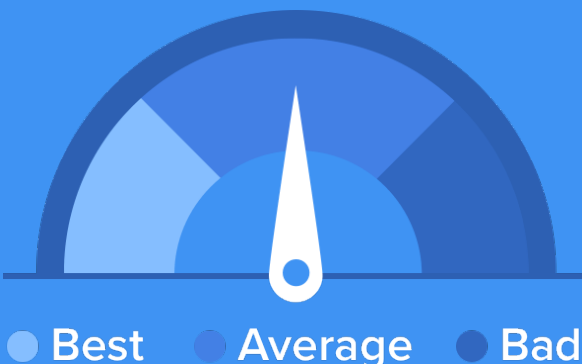
WOOD DALE

27,441

NEW YORK

RESIDENCE

Air quality



Weather



52%

Sun



32%

Rain



24%

Snow



Condition

50°F average temperature



35 years

Median home age

\$221,070

Median home price

-16.4%

Median home age

18.51%

Annual property tax

81.5%

Homes owned

15.3%

Homes rented

3.3%

Homes vacant

COMMUNITY

Religious diversity


48.3% Other

38.5% Catholic

6.2% Other Christian

5.1% Lutheran

2% Islam




Crime rate (per 100,000)




1

Average age



43

Political majority



Democrat

LOCALE

Unemployment

9%

Occupation

16.6% Management, business, Art & Sciences

29.2% Sales & Office Occupations

9.9% Service Occupation

17% Production, transportation & Material Moving

9.9% Natural Resources, Construction & Maintenance

Education

Student teacher ratio 1:19



83%

High school diploma

5%

Some college or associates degree

14%

Bachelors degree

6%

Graduate or professional degree

TRANSIT

Average commute time Daily breakdown: by transport type

28

Min

Boston Average

26

Min

National Average

3%



Public Transportation

84%



Car

8%



Carpool

3%



Work at Home