



WINDSOR, CA

[Click to view full report.](#)

CITY INFO

Population: 25,952

City rating

Overall value

Male 50%

Female 50%

Married 63%

Single 37%

This rating is a weighted average of commute time, crime rate, population, median salary, and more.

8/10

This score adds annual household income and cost of living to the city rating.

8/10

Density (Population per mile²)

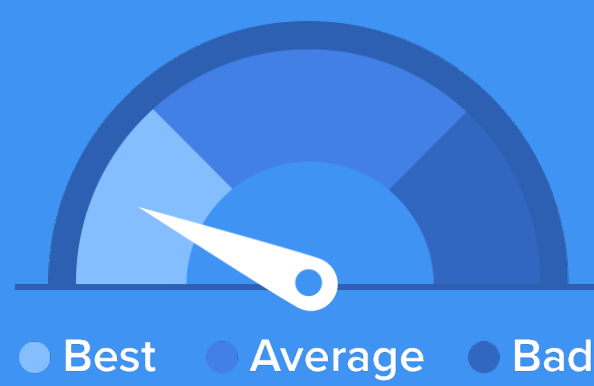
Compared to New York, Windsor has a very low population density. Windsor is perfect for those who like a quiet city.

3,848
WINDSOR

27,441
NEW YORK

RESIDENCE

Air quality



Weather

70% Sun
42% Rain
0% Snow

Condition

64°F average temperature



17 years

Median home age

\$316,900

Median home price

-13.86%

Median home age

6.8%

Annual property tax

78%

Homes owned

19.2%

Homes rented

2.8%

Homes vacant

COMMUNITY

Religious diversity

73.9% Other

20.3% Catholic

2.6% Other Christian

1.7% Mormon

1.6% Jewish




Crime rate
(per 100,000)




5

Average age



35

Political majority



Democrat

LOCALE

Unemployment

10%

Occupation

13.6% Management, business, Art & Sciences

26.9% Sales & Office Occupations

14.3% Service Occupation

12.4% Production, transportation & Material Moving

11.8% Natural Resources, Construction & Maintenance

Education

Student teacher ratio 1:21



83%

High school diploma

10%

Some college or associates degree

17%

Bachelors degree

7%

Graduate or professional degree

TRANSIT

Average commute time Daily breakdown: by transport type

28
Min

Boston Average

26
Min

National Average

1%



Public Transportation

79%



Car

13%



Carpool

3%



Work at Home