



WESTMORELAND^{NY}

[Click to view full report.](#)

CITY INFO

Population: 6,339

City rating

Overall value

Male 51%

Female 49%

Married 66%

Single 34%

This rating is a weighted average of commute time, crime rate, population, median salary, and more.

10/10

This score adds annual household income and cost of living to the city rating.

9/10

Density (Population per mile²)

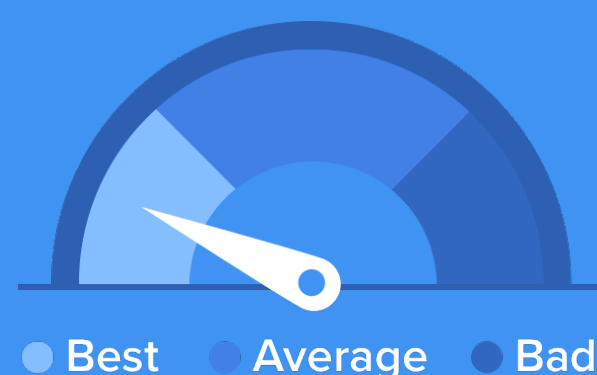
Compared to New York, Westmoreland has a very low population density. Westmoreland is perfect for those who like a quiet city.

147
WESTMORELAND

27,441
NEW YORK

RESIDENCE

Air quality



Weather



44%
Sun



43%
Rain



92%
Snow



Condition

47°F average temperature



35 years

Median home age

\$95,930

Median home price

2.55%

Home appreciation rate

27.23%

Annual property tax

85.7%

Homes owned

10.3%

Homes rented

3.9%

Homes vacant

COMMUNITY

Religious diversity

56.4% Other

35.4% Catholic

3.6% Methodist

2.7% Other Christian

2% Baptist




Crime rate
(per 100,000)




4

Average age



40

Political majority



Republican

LOCALE

Unemployment

7%

Occupation

12.3% Management, business, Art & Sciences

23.9% Sales & Office Occupations

19.5% Service Occupation

13.2% Production, transportation & Material Moving

10.9% Natural Resources, Construction & Maintenance

Education

Student teacher ratio 1:12



88%

High school diploma

11%

Some college or associates degree

11%

Bachelors degree

4%

Graduate or professional degree

TRANSIT

Average commute time Daily breakdown: by transport type

22
Min

Boston Average

26
Min

National Average

1%



Public Transportation

82%



Car

11%



Carpool

3%



Work at Home