



WEST LINN, OR

[Click to view full report.](#)

CITY INFO

Population: 25,139

City rating

Overall value

Male 50%

Female 50%

Married 65%

Single 35%

This rating is a weighted average of commute time, crime rate, population, median salary, and more.

9/10

This score adds annual household income and cost of living to the city rating.

9/10

Density (Population per mile²)

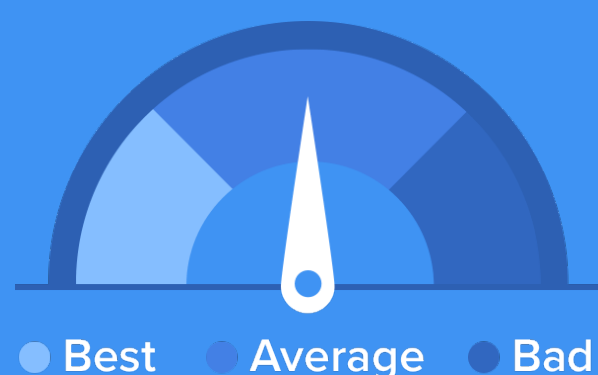
Compared to New York, West Linn has a very low population density. West Linn is perfect for those who like a quiet city.

3,403
WEST LINN

27,441
NEW YORK

RESIDENCE

Air quality



Weather

39% Sun
47% Rain
4% Snow

Condition

59°F average temperature



23 years

Median home age

\$332,540

Median home price

-13.94%

Home appreciation rate

10.72%

Annual property tax

72.5%

Homes owned

20.7%

Homes rented

6.8%

Homes vacant

COMMUNITY

Religious diversity

80.6% Other

7.4% Other Christian

6.1% Catholic

3.6% Mormon

2.3% Lutheran




Crime rate
(per 100,000)




2

Average age



41

Political majority



Democrat

LOCALE

Unemployment

10%

Occupation

24.7% Management, business, Art & Sciences

27.8% Sales & Office Occupations

8.3% Service Occupation

7.7% Production, transportation & Material Moving

6.4% Natural Resources, Construction & Maintenance

Education

Student teacher ratio 1:19



95%

High school diploma

7%

Some college or associates degree

33%

Bachelors degree

17%

Graduate or professional degree

TRANSIT

Average commute time Daily breakdown: by transport type

26
Min

Boston Average

26
Min

National Average

3%



Public Transportation

79%



Car

9%



Carpool

8%



Work at Home