



WALNUT, CA

[Click to view full report.](#)

CITY INFO

Population: 31,666

Male 49%

Female 51%

Married 63%

Single 37%

City rating

This rating is a weighted average of commute time, crime rate, population, median salary, and more.

9/10

Overall value

This score adds annual household income and cost of living to the city rating.

9/10

Density (Population per mile²)

Compared to New York, Walnut has a very low population density. Walnut is perfect for those who like a quiet city.

3,526

WALNUT

27,441

NEW YORK

RESIDENCE

Air quality



Weather



78%

Sun



16%

Rain



0%

Snow



Condition

65°F average temperature



25 years

Median home age

\$513,710

Median home price

-2.25%

Median home age

7.73%

Annual property tax

87.5%

Homes owned

11.1%

Homes rented

1.4%

Homes vacant

COMMUNITY

Religious diversity


48.9% Other

40.8% Catholic

4.8% Jewish

3.4% Other Christian

2.1% Baptist




Crime rate
(per 100,000)




3

Average age



39

Political majority



Democrat

LOCALE

Unemployment

6%

Occupation

23.2% Management, business, Art & Sciences

30.7% Sales & Office Occupations

8.2% Service Occupation

8.4% Production, transportation & Material Moving

4.8% Natural Resources, Construction & Maintenance

Education

Student teacher ratio 1:24



89%

High school diploma

11%

Some college or associates degree

30%

Bachelors degree

13%

Graduate or professional degree

TRANSIT

Average commute time Daily breakdown: by transport type

39

Min

Boston Average

26

Min

National Average

2%



Public Transportation

76%



Car

18%



Carpool

3%



Work at Home