



# VINCENNES, IN

[Click to view full report.](#)

## CITY INFO

Population: 17,385

City rating

Overall value

Male 50%

Female 50%

Married 45%

Single 55%

This rating is a weighted average of commute time, crime rate, population, median salary, and more.

10/10

This score adds annual household income and cost of living to the city rating.

8/10

Density (Population per mile<sup>2</sup>)

Compared to New York, Vincennes has a very low population density. Vincennes is perfect for those who like a quiet city.

2,436

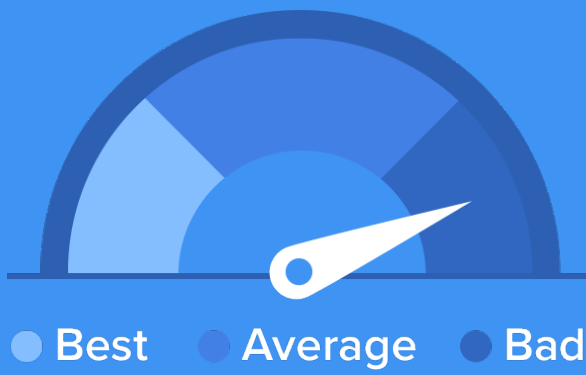
VINCENNES

27,441

NEW YORK

## RESIDENCE

Air quality



Weather



Condition

54°F average temperature



53 years

Median home age

\$77,720

Median home price

-1.26%

Median home age

6.9%

Annual property tax

50.3%

Homes owned

36.8%

Homes rented

12.9%

Homes vacant

## COMMUNITY

Religious diversity


57% Other

15.8% Other Christian

14.5% Catholic

7.7% Baptist

5% Methodist




Crime rate (per 100,000)




3

Average age



35

Political majority



Republican

## LOCALE

Unemployment



Education

Student teacher ratio 1:16



Occupation

7.8% Management, business, Art & Sciences

27.5% Sales & Office Occupations

22.5% Service Occupation

15.9% Production, transportation & Material Moving

7.5% Natural Resources, Construction & Maintenance

80%

High school diploma

13%

Some college or associates degree

8%

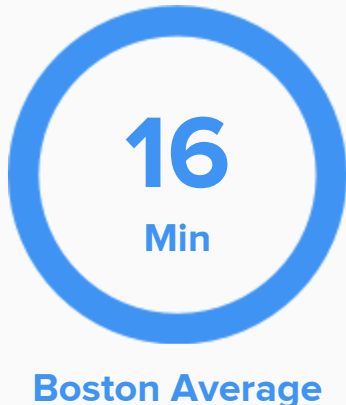
Bachelors degree

7%

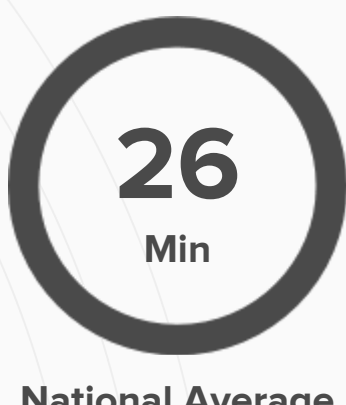
Graduate or professional degree

## TRANSIT

Average commute time Daily breakdown: by transport type



Boston Average



National Average

0%



Public Transportation

81%



Car

10%



Carpool

2%



Work at Home