



VERMILLION, SD

[Click to view full report.](#)

CITY INFO

Population: 9,716

City rating

Overall value

Male 48%

Female 52%

Married 42%

Single 58%

This rating is a weighted average of commute time, crime rate, population, median salary, and more.

10/10

This score adds annual household income and cost of living to the city rating.

8/10

Density (Population per mile²)

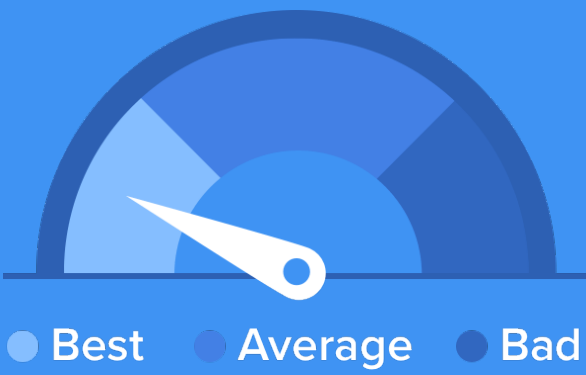
Compared to New York, Vermillion has a very low population density. Vermillion is perfect for those who like a quiet city.

2,537
VERMILLION

27,441
NEW YORK

RESIDENCE

Air quality



Weather



Condition

48°F average temperature



38 years

Median home age

\$101,480

Median home price

1.17%

Home appreciation rate

19.41%

Annual property tax

41.8%

Homes owned

47.7%

Homes rented

10.5%

Homes vacant

COMMUNITY

Religious diversity


59.7% Other

18.7% Lutheran

13.3% Catholic

5.7% Other Christian

2.6% Baptist




Crime rate
(per 100,000)




2

Average age



25

Political majority



Democrat

LOCALE

Unemployment



Occupation

8.7% Management, business, Art & Sciences

33.2% Sales & Office Occupations

21.5% Service Occupation

6.7% Production, transportation & Material Moving

5.3% Natural Resources, Construction & Maintenance

Education

Student teacher ratio 1:14



91%

High school diploma

5%

Some college or associates degree

24%


Bachelors degree

21%

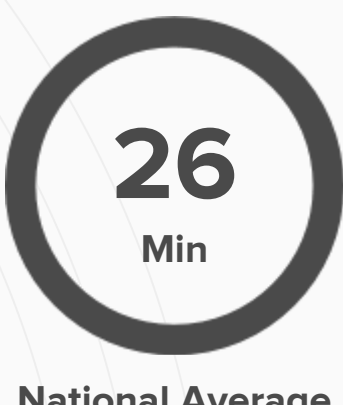
Graduate or professional degree

TRANSIT

Average commute time Daily breakdown: by transport type



Boston Average



National Average

0%



Public Transportation

70%



Car

10%



Carpool

3%



Work at Home