



UTICA, NY

[Click to view full report.](#)

CITY INFO

Population: 58,215

City rating

Overall value

Male 48%

Female 52%

Married 47%

Single 53%

This rating is a weighted average of commute time, crime rate, population, median salary, and more.

8/10

This score adds annual household income and cost of living to the city rating.

7/10

Density (Population per mile²)

Compared to New York, Utica has a very low population density. Utica is perfect for those who like a quiet city.

3,561

UTICA

27,441

NEW YORK

RESIDENCE

Air quality



Best Average Bad

Weather



44%

Sun



42%

Rain



76%

Snow



Condition

48°F average temperature



96 years

Median home age

\$79,790

Median home price

0.17%

Home appreciation rate

27.23%

Annual property tax

42.5%

Homes owned

43.8%

Homes rented

13.8%

Homes vacant

COMMUNITY

Religious diversity


56.4% Other

35.4% Catholic

3.6% Methodist

2.7% Other Christian

2% Baptist




Crime rate (per 100,000)




7

Average age



38

Political majority



Republican

LOCALE

Unemployment

9%

Occupation

9.1% Management, business, Art & Sciences

28.1% Sales & Office Occupations

21% Service Occupation

17.4% Production, transportation & Material Moving

5.7% Natural Resources, Construction & Maintenance

Education

Student teacher ratio 1:14



73%

High school diploma

8%

Some college or associates degree

9%

Bachelors degree

6%

Graduate or professional degree

TRANSIT

Average commute time Daily breakdown: by transport type

19

Min

Boston Average

26

Min

National Average

4%



Public Transportation

70%



Car

16%



Carpool

2%



Work at Home