



TONAWANDA, NY

[Click to view full report.](#)

CITY INFO

Population: 14,650

City rating

Overall value

Male 49%

Female 51%

Married 57%

Single 43%

This rating is a weighted average of commute time, crime rate, population, median salary, and more.

10/10

This score adds annual household income and cost of living to the city rating.

8/10

Density (Population per mile²)

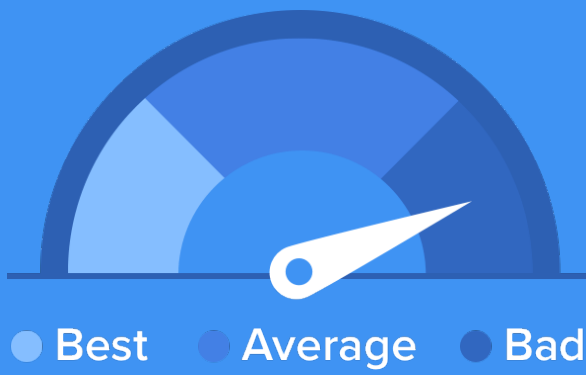
Compared to New York, Tonawanda has a very low population density. Tonawanda is perfect for those who like a quiet city.

3,861
TONAWANDA

27,441
NEW YORK

RESIDENCE

Air quality



Weather



Condition

50°F average temperature



60 years

Median home age

\$87,520

Median home price

1.38%

Home appreciation rate

28.34%

Annual property tax

66.8%

Homes owned

25.7%

Homes rented

7.5%

Homes vacant

COMMUNITY

Religious diversity


56.2% Catholic

35.6% Other

3% Other Christian

2.7% Methodist

2.6% Lutheran




Crime rate
(per 100,000)



3

Average age



41

Political majority



Democrat

LOCALE

Unemployment



Occupation

9.6% Management, business, Art & Sciences

32.5% Sales & Office Occupations

14.8% Service Occupation

18.4% Production, transportation & Material Moving

8.6% Natural Resources, Construction & Maintenance

Education

Student teacher ratio 1:13



85%

High school diploma

9%

Some college or associates degree

10%

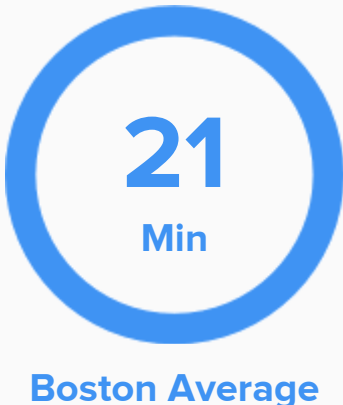
Bachelors degree

4%

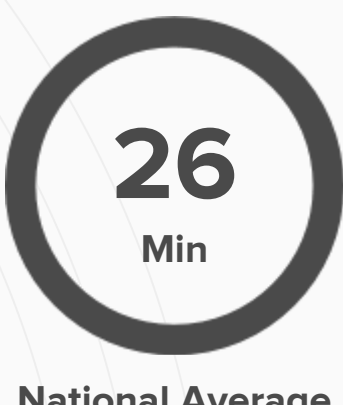
Graduate or professional degree

TRANSIT

Average commute time Daily breakdown: by transport type



Boston Average



National Average

1%



Public Transportation

85%



Car

10%



Carpool

1%



Work at Home