



# SUFFOLK, VA

[Click to view full report.](#)

## CITY INFO

Population: 84,140

City rating

Overall value

Male 48%

Female 52%

Married 61%

Single 39%

This rating is a weighted average of commute time, crime rate, population, median salary, and more.

9/10

This score adds annual household income and cost of living to the city rating.

8/10

Density (Population per mile<sup>2</sup>)

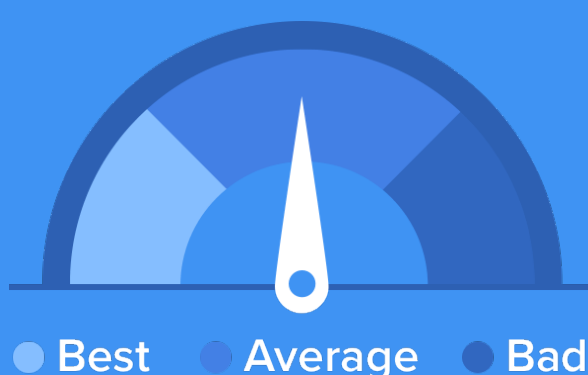
Compared to New York, Suffolk has a very low population density. Suffolk is perfect for those who like a quiet city.

210  
SUFFOLK

27,441  
NEW YORK

## RESIDENCE

Air quality



Weather



Condition

59°F average temperature



21 years

Median home age

\$256,310

Median home price

0.61%

Home appreciation rate

9.23%

Annual property tax

69.2%

Homes owned

24.2%

Homes rented

6.6%

Homes vacant

## COMMUNITY

Religious diversity

69.1% Other

14.1% Baptist

11.1% Other Christian

4.3% Methodist

1.4% Presbyterian




Crime rate  
(per 100,000)




5

Average age



35

Political majority



Democrat

## LOCALE

Unemployment

6%

Occupation

12.1% Management, business, Art & Sciences

25.7% Sales & Office Occupations

13.5% Service Occupation

17.5% Production, transportation & Material Moving

11.2% Natural Resources, Construction & Maintenance

Education

Student teacher ratio 1:13



78%

High school diploma

7%

Some college or associates degree

12%

Bachelors degree

6%

Graduate or professional degree

## TRANSIT

Average commute time Daily breakdown: by transport type

30  
Min

Boston Average

26  
Min

National Average

1%



Public Transportation

82%



Car

13%



Carpool

2%



Work at Home