



STOCKTON, CA

[Click to view full report.](#)

CITY INFO

Population: 295,371

City rating

Overall value

Male 49%

Female 51%

Married 55%

Single 45%

This rating is a weighted average of commute time, crime rate, population, median salary, and more.

5/10

This score adds annual household income and cost of living to the city rating.

4/10

Density (Population per mile²)

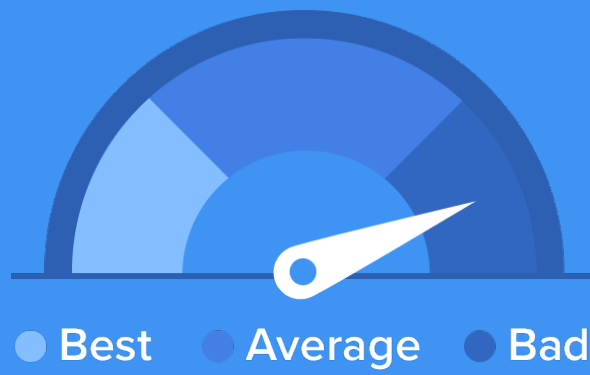
Compared to New York, Stockton has a low population density. Stockton is perfect for those who want to be in the city without constantly rubbing shoulders.

5,399
STOCKTON

27,441
NEW YORK

RESIDENCE

Air quality



Weather



Condition

65°F average temperature



30 years

Median home age

\$131,270

Median home price

-14.78%

Median home age

8.07%

Annual property tax

52.7%

Homes owned

41.9%

Homes rented

5.4%

Homes vacant

COMMUNITY

Religious diversity

67% Other

25% Catholic

3.5% Other Christian

2.7% Baptist

1.9% Mormon




Crime rate
(per 100,000)




9

Average age



31

Political majority



Democrat

LOCALE

Unemployment

19%

Occupation

10.1% Management, business, Art & Sciences

27.9% Sales & Office Occupations

15.5% Service Occupation

16.5% Production, transportation & Material Moving

8.5% Natural Resources, Construction & Maintenance

Education

Student teacher ratio 1:18



70%

High school diploma

8%

Some college or associates degree

11%

Bachelors degree

5%

Graduate or professional degree

TRANSIT

Average commute time Daily breakdown: by transport type

30
Min

Boston Average

26
Min

National Average

2%



Public Transportation

74%



Car

18%



Carpool

2%



Work at Home