



SPARTANBURG, SC

[Click to view full report.](#)

CITY INFO

Population: 38,578

City rating

Overall value

Male 45%

Female 55%

Married 45%

Single 55%

This rating is a weighted average of commute time, crime rate, population, median salary, and more.

3/10

This score adds annual household income and cost of living to the city rating.

3/10

Density (Population per mile²)

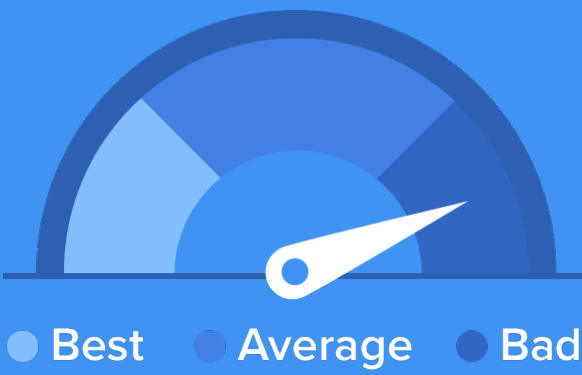
Compared to New York, Spartanburg has a very low population density. Spartanburg is perfect for those who like a quiet city.

2,014
SPARTANBURG

27,441
NEW YORK

RESIDENCE

Air quality



Weather



Condition

60°F average temperature



43 years

Median home age

\$75,340

Median home price

-5.97%

Home appreciation rate

6.32%

Annual property tax

44.1%

Homes owned

44.5%

Homes rented

11.5%

Homes vacant

COMMUNITY

Religious diversity

49% Other
38.7% Baptist
6.2% Methodist
3.5% Pentecostal
2.6% Presbyterian




Crime rate
(per 100,000)




10

Average age



36

Political majority



Republican

LOCALE

Unemployment

26%

Occupation

11.2% Management, business, Art & Sciences
24.4% Sales & Office Occupations
17.5% Service Occupation
19% Production, transportation & Material Moving
6.6% Natural Resources, Construction & Maintenance

Education

Student teacher ratio 1:9



73%

High school diploma

5%

Some college or associates degree

15%

Bachelors degree

11%

Graduate or professional degree

TRANSIT

Average commute time Daily breakdown: by transport type

21
Min

Boston Average

26
Min

National Average

3%



Public Transportation

76%



Car

15%



Carpool

2%



Work at Home