



# ST. PAUL PARK, MN

[Click to view full report.](#)

## CITY INFO

Population: 5,318

Male 50%

Female 50%

Married 55%

Single 45%

### City rating

This rating is a weighted average of commute time, crime rate, population, median salary, and more.

10/10

### Overall value

This score adds annual household income and cost of living to the city rating.

9/10

### Density (Population per mile<sup>2</sup>)

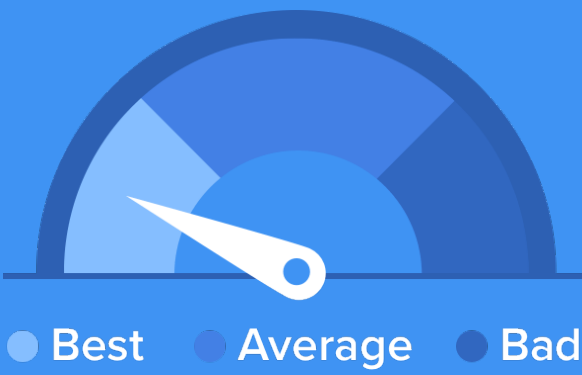
Compared to New York, St. Paul Park has a very low population density. St. Paul Park is perfect for those who like a quiet city.

2,236  
ST. PAUL PARK

27,441  
NEW YORK

## RESIDENCE

### Air quality



### Weather



### Condition

43°F average temperature



42 years

Median home age

\$131,180

Median home price

-19.47%

Median home age

11.4%

Annual property tax

82.7%

Homes owned

14.1%

Homes rented

3.1%

Homes vacant

## COMMUNITY

### Religious diversity

44.9% Other

30.3% Catholic

19.8% Lutheran

3.5% Other Christian

1.5% Methodist




Crime rate  
(per 100,000)




2

Average age



36

Political majority



Democrat

## LOCALE

### Unemployment



### Education

Student teacher ratio 1:18



### Occupation

9.8% Management, business, Art & Sciences

30.3% Sales & Office Occupations

13.6% Service Occupation

18.6% Production, transportation & Material Moving

12.3% Natural Resources, Construction & Maintenance

92%

High school diploma

8%

Some college or associates degree

11%


Bachelors degree

2%

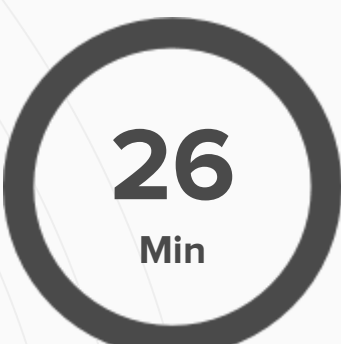
Graduate or professional degree

## TRANSIT

### Average commute time Daily breakdown: by transport type



Boston Average



National Average

2%



Public Transportation

81%



Car

12%



Carpool

4%



Work at Home