



ROCKLAND, MA

[Click to view full report.](#)

CITY INFO

Population: 17,792

City rating

Overall value

Male 48%

Female 52%

Married 57%

Single 43%

This rating is a weighted average of commute time, crime rate, population, median salary, and more.

10/10

This score adds annual household income and cost of living to the city rating.

9/10

Density (Population per mile²)

Compared to New York, Rockland has a very low population density. Rockland is perfect for those who like a quiet city.

1,775

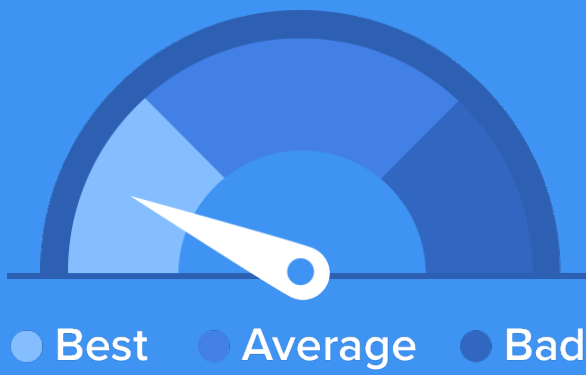
ROCKLAND

27,441

NEW YORK

RESIDENCE

Air quality



Weather



55%

Sun



47%

Rain



30%

Snow



Condition

51°F average temperature



49 years

Median home age

\$225,420

Median home price

-6.03%

Median home age

13.98%

Annual property tax

71.7%

Homes owned

26.3%

Homes rented

1.9%

Homes vacant

COMMUNITY

Religious diversity


50% Other

40.1% Catholic

4.6% Other Christian

4.4% Jewish

1% Baptist




Crime rate (per 100,000)



3

Average age



39

Political majority



Democrat

LOCALE

Unemployment

9%

Occupation

13.6% Management, business, Art & Sciences

28.4% Sales & Office Occupations

17.2% Service Occupation

11.1% Production, transportation & Material Moving

10.7% Natural Resources, Construction & Maintenance

Education

Student teacher ratio 1:15



89%

High school diploma

11%

Some college or associates degree

14%

Bachelors degree

5%

Graduate or professional degree

TRANSIT

Average commute time Daily breakdown: by transport type

32

Min

Boston Average

26

Min

National Average

3%



Public Transportation

84%



Car

9%



Carpool

2%



Work at Home