



ROCK ISLAND, IL

[Click to view full report.](#)

CITY INFO

Population: 38,131

City rating

Overall value

Male 48%

Female 52%

Married 49%

Single 51%

This rating is a weighted average of commute time, crime rate, population, median salary, and more.

6/10

This score adds annual household income and cost of living to the city rating.

5/10

Density (Population per mile²)

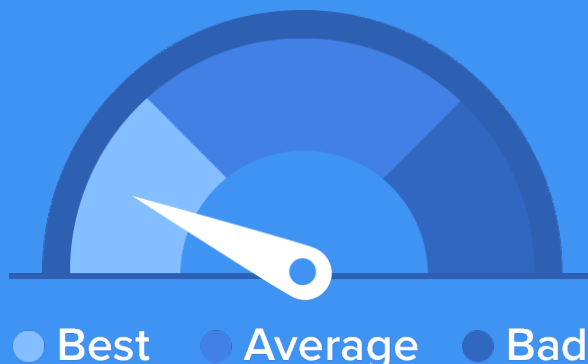
Compared to New York, Rock Island has a very low population density. Rock Island is perfect for those who like a quiet city.

2,395
ROCK ISLAND

27,441
NEW YORK

RESIDENCE

Air quality



Weather



Condition

49°F average temperature



58 years

Median home age

\$87,220

Median home price

0.56%

Median home age

18.15%

Annual property tax

59.3%

Homes owned

31.5%

Homes rented

9.3%

Homes vacant

COMMUNITY

Religious diversity

61.3% Other

19.4% Catholic

7.7% Other Christian

7.1% Lutheran

4.6% Methodist




Crime rate
(per 100,000)




9

Average age



37

Political majority



Democrat

LOCALE

Unemployment

11%

Occupation

9% Management, business, Art & Sciences

28.6% Sales & Office Occupations

18.3% Service Occupation

17.7% Production, transportation & Material Moving

7.6% Natural Resources, Construction & Maintenance

Education

Student teacher ratio 1:19



83%

High school diploma

7%

Some college or associates degree

12%

Bachelors degree

6%

Graduate or professional degree

TRANSIT

Average commute time Daily breakdown: by transport type

19
Min

Boston Average

26
Min

National Average

2%



Public Transportation

79%



Car

10%



Carpool

2%



Work at Home