



RHINELANDER, WI

[Click to view full report.](#)

CITY INFO

Population: 7,581

City rating

Overall value

Male 46%

Female 54%

Married 53%

Single 47%

This rating is a weighted average of commute time, crime rate, population, median salary, and more.

10/10

This score adds annual household income and cost of living to the city rating.

8/10

Density (Population per mile²)

Compared to New York, Rhinelander has a very low population density. Rhinelander is perfect for those who like a quiet city.

983


RHINELANDER

27,441

NEW YORK

RESIDENCE

Air quality



Weather



51% Sun



31% Rain



62% Snow



Condition

38°F average temperature



58 years

Median home age

\$101,670

Median home price

-1.16%

Home appreciation rate

15.02%

Annual property tax

55.5%

Homes owned

37.7%

Homes rented

6.8%

Homes vacant

COMMUNITY

Religious diversity

41.3% Other

35.2% Catholic

15.2% Lutheran

5.7% Other Christian

2.6% Methodist




Crime rate (per 100,000)




3

Average age



41

Political majority



Democrat

LOCALE

Unemployment

8%

Occupation

6.9% Management, business, Art & Sciences

27.1% Sales & Office Occupations

17.5% Service Occupation

17.7% Production, transportation & Material Moving

7.5% Natural Resources, Construction & Maintenance

Education

Student teacher ratio 1:15



79%

High school diploma

6%

Some college or associates degree

14%

Bachelors degree

6%

Graduate or professional degree

TRANSIT

Average commute time Daily breakdown: by transport type

14 Min

Boston Average

26 Min

National Average

1%



Public Transportation

75%



Car

11%



Carpool

3%



Work at Home