



PERU, IL

[Click to view full report.](#)

CITY INFO

Population: 9,780

City rating

Overall value

Male 48%

Female 52%

Married 60%

Single 40%

This rating is a weighted average of commute time, crime rate, population, median salary, and more.

8/10

This score adds annual household income and cost of living to the city rating.

7/10

Density (Population per mile²)

Compared to New York, Peru has a very low population density. Peru is perfect for those who like a quiet city.

1,646

PERU

27,441

NEW YORK

RESIDENCE

Air quality



Weather



52% Sun



37% Rain



23% Snow



Condition

49°F average temperature



55 years

Median home age

\$109,990

Median home price

5.53%

Median home age

18.38%

Annual property tax

69.1%

Homes owned

23.2%

Homes rented

7.8%

Homes vacant

COMMUNITY

Religious diversity

43.5% Other

40.9% Catholic

5.9% Lutheran

5.1% Other Christian

4.7% Methodist




Crime rate (per 100,000)




4

Average age



42

Political majority



Democrat

LOCALE

Unemployment

13%

Occupation

8.8%



Management, business, Art & Sciences

28%



Sales & Office Occupations

17%



Service Occupation

17.9%



Production, transportation & Material Moving


8.5%



Natural Resources, Construction & Maintenance

Education

Student teacher ratio 1:16



81%

High school diploma

9%

Some college or associates degree

11%

Bachelors degree

6%

Graduate or professional degree

TRANSIT

Average commute time Daily breakdown: by transport type

19

Min

Boston Average

26

Min

National Average

1%



Public Transportation

86%



Car

9%



Carpool

3%



Work at Home