



# PALISADES PARK

, NJ

[Click to view full report.](#)

## CITY INFO

Population: 19,816

City rating

Overall value

Male 50%

Female 50%

Married 58%

Single 42%

This rating is a weighted average of commute time, crime rate, population, median salary, and more.

9/10

This score adds annual household income and cost of living to the city rating.

8/10

Density (Population per mile<sup>2</sup>)

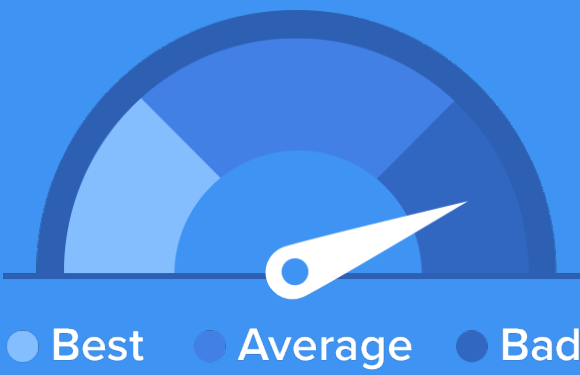
Compared to New York, Palisades Park has a similar population density. Palisades Park is perfect for those who like the fast paced city environment.

16,377  
PALISADES PARK

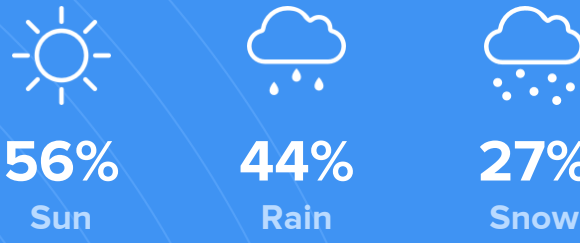
27,441  
NEW YORK

## RESIDENCE

Air quality



Weather



Condition

55°F average temperature



43 years

Median home age

\$326,200

Median home price

-18.04%

Median home age

21.97%

Annual property tax

36.4%

Homes owned

60.4%

Homes rented

3.2%

Homes vacant

## COMMUNITY

Religious diversity

52.6% Catholic

33% Other

8.1% Jewish

5.1% Other Christian

1.2% Lutheran




Crime rate  
(per 100,000)




3

Average age



39

Political majority



Democrat

## LOCALE

Unemployment



Occupation

16.7% Management, business, Art & Sciences

29.4% Sales & Office Occupations

16.4% Service Occupation

13% Production, transportation & Material Moving

7.8% Natural Resources, Construction & Maintenance

Education

Student teacher ratio 1:12



79%

High school diploma

7%

Some college or associates degree

23%

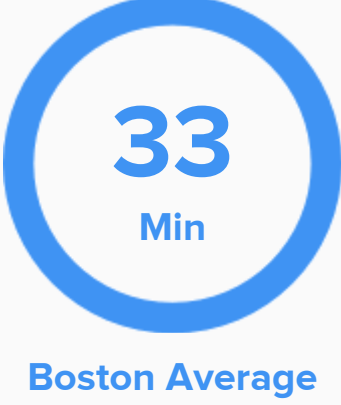
Bachelors degree

7%

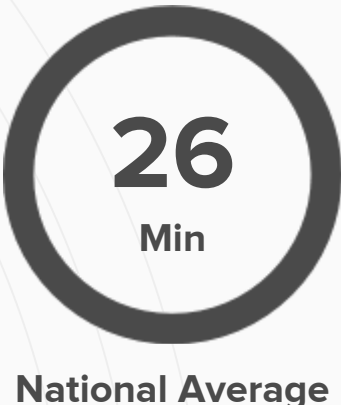
Graduate or professional degree

## TRANSIT

Average commute time Daily breakdown: by transport type



Boston Average



National Average

18%



Public Transportation

58%



Car

19%



Carpool

1%



Work at Home