



NEWPORT, AR

[Click to view full report.](#)

CITY INFO

Population: 7,739

Male 48%

Female 52%

Married 54%

Single 46%

City rating

This rating is a weighted average of commute time, crime rate, population, median salary, and more.

8/10

Overall value

This score adds annual household income and cost of living to the city rating.

7/10

Density (Population per mile²)

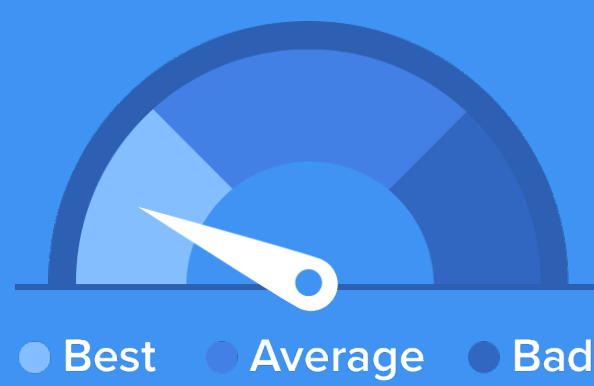
Compared to New York, Newport has a very low population density. Newport is perfect for those who like a quiet city.

594
NEWPORT

27,441
NEW YORK

RESIDENCE

Air quality



Weather



Condition

61°F average temperature



39 years

Median home age

\$48,020

Median home price

-12.81%

Median home age

7.24%

Annual property tax

45.1%

Homes owned

34.1%

Homes rented

20.8%

Homes vacant

COMMUNITY

Religious diversity

45.9% Other

34.3% Baptist

12.5% Other Christian

4% Pentecostal

3.3% Methodist




Crime rate
(per 100,000)




7

Average age



34

Political majority



Republican

LOCALE

Unemployment

9%

Occupation

12.1% Management, business, Art & Sciences

24.1% Sales & Office Occupations

20.8% Service Occupation

15.9% Production, transportation & Material Moving

7.1% Natural Resources, Construction & Maintenance

Education

Student teacher ratio 1:11



66%

High school diploma

3%

Some college or associates degree

10%

Bachelors degree

5%

Graduate or professional degree

TRANSIT

Average commute time Daily breakdown: by transport type

17
Min

Boston Average

26
Min

National Average

1%



Public Transportation

84%



Car

11%



Carpool

2%



Work at Home