



MOUNT CARMEL, IL

[Click to view full report.](#)

CITY INFO

Population: 6,961

City rating

Overall value

Male 48%

Female 52%

Married 57%

Single 43%

This rating is a weighted average of commute time, crime rate, population, median salary, and more.

9/10

This score adds annual household income and cost of living to the city rating.

7/10

Density (Population per mile²)

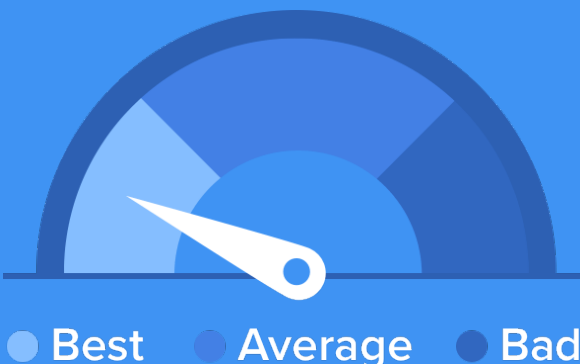
Compared to New York, Mount Carmel has a very low population density. Mount Carmel is perfect for those who like a quiet city.

1,508
MOUNT CARMEL

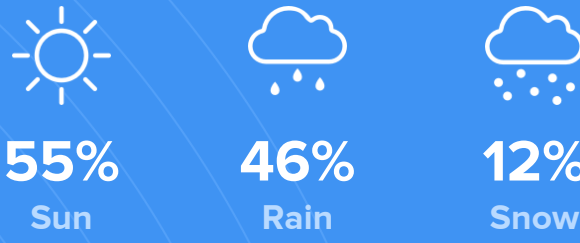
27,441
NEW YORK

RESIDENCE

Air quality



Weather



Condition

56°F average temperature



54 years

Median home age

\$60,290

Median home price

1.14%

Median home age

12.67%

Annual property tax

59.5%

Homes owned

26.9%

Homes rented

13.6%

Homes vacant

COMMUNITY

Religious diversity


49.7% Other

22.9% Other Christian

12.8% Catholic

8.4% Methodist

6.3% Baptist




Crime rate
(per 100,000)




3

Average age



39

Political majority



Republican

LOCALE

Unemployment

10%

Occupation

6.2% Management, business, Art & Sciences

22.6% Sales & Office Occupations

21.7% Service Occupation

23.4% Production, transportation & Material Moving

11.9% Natural Resources, Construction & Maintenance

Education

Student teacher ratio 1:16



80%

High school diploma

13%

Some college or associates degree

8%

Bachelors degree

5%

Graduate or professional degree

TRANSIT

Average commute time Daily breakdown: by transport type

22 Min

Boston Average

26 Min

National Average

0%



Public Transportation

74%



Car

17%



Carpool

3%



Work at Home