



METROPOLIS, IL

[Click to view full report.](#)

CITY INFO

Population: 5,676

Male 45%

Female 55%

Married 55%

Single 45%

City rating

This rating is a weighted average of commute time, crime rate, population, median salary, and more.

8/10

Overall value

This score adds annual household income and cost of living to the city rating.

7/10

Density (Population per mile²)

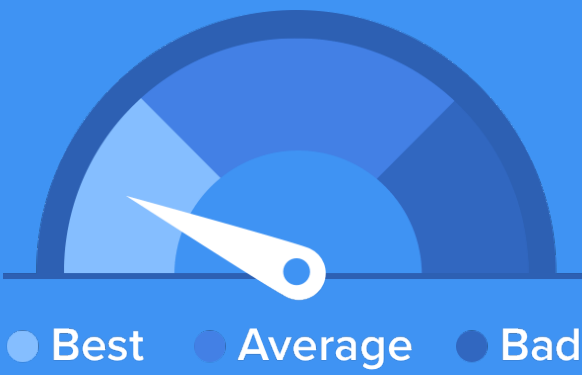
Compared to New York, Metropolis has a very low population density. Metropolis is perfect for those who like a quiet city.

1,134
METROPOLIS

27,441
NEW YORK

RESIDENCE

Air quality



Weather



Condition

57°F average temperature



52 years
Median home age

\$78,410
Median home price

-5.53%
Median home age

12.16%
Annual property tax

60.4%

Homes owned

26.7%

Homes rented

12.9%

Homes vacant

COMMUNITY

Religious diversity

41.9% Other
37.6% Baptist
11.3% Other Christian
4.8% Lutheran
4.4% Methodist




Crime rate
(per 100,000)




7

Average age



42

Political majority



Republican

LOCALE

Unemployment



Education

Student teacher ratio 1:17



Occupation

8% Management, business, Art & Sciences
26.2% Sales & Office Occupations
24.1% Service Occupation
18.4% Production, transportation & Material Moving
9.4% Natural Resources, Construction & Maintenance

74%

High school diploma

9%

Some college or associates degree

6%


Bachelors degree

4%

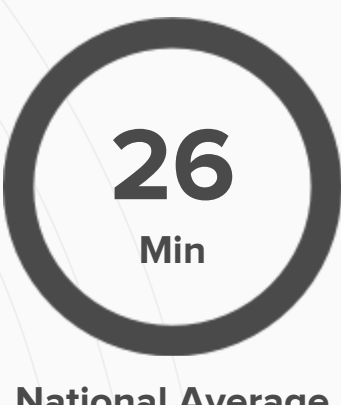
Graduate or professional degree

TRANSIT

Average commute time Daily breakdown: by transport type



Boston Average



National Average

0%



Public Transportation

82%



Car

12%



Carpool

1%



Work at Home