



MASSILLON, OH

[Click to view full report.](#)

CITY INFO

Population: 32,030

Male 48%

Female 52%

Married 56%

Single 44%

City rating

This rating is a weighted average of commute time, crime rate, population, median salary, and more.

8/10

Overall value

This score adds annual household income and cost of living to the city rating.

6/10

Density (Population per mile²)

Compared to New York, Massillon has a very low population density. Massillon is perfect for those who like a quiet city.

1,912

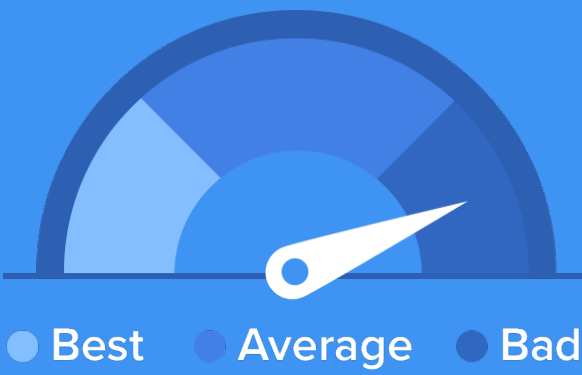
MASSILLON

27,441

NEW YORK

RESIDENCE

Air quality



Weather



Condition

50°F average temperature



54 years

Median home age

\$72,670

Median home price

-2.93%

Home appreciation rate

10.56%

Annual property tax

63%

Homes owned

28.3%

Homes rented

8.7%

Homes vacant

COMMUNITY

Religious diversity


56.2% Other

19.5% Catholic

16.9% Other Christian

4.6% Methodist

3% Lutheran




Crime rate (per 100,000)




5

Average age



40

Political majority



Democrat

LOCALE

Unemployment

12%

Occupation

8.3% Management, business, Art & Sciences

26% Sales & Office Occupations

16.6% Service Occupation

27.1% Production, transportation & Material Moving

7.9% Natural Resources, Construction & Maintenance

Education

Student teacher ratio 1:18



81%

High school diploma

5%

Some college or associates degree

9%

Bachelors degree

4%

Graduate or professional degree

TRANSIT

Average commute time Daily breakdown: by transport type

22

Min

Boston Average

26

Min

National Average

2%



Public Transportation

85%



Car

9%



Carpool

1%



Work at Home