



MARYSVILLE, WA

[Click to view full report.](#)

CITY INFO

Population: 30,798

City rating

Overall value

Male 49%

Female 51%

Married 64%

Single 36%

This rating is a weighted average of commute time, crime rate, population, median salary, and more.

8/10

This score adds annual household income and cost of living to the city rating.

8/10

Density (Population per mile²)

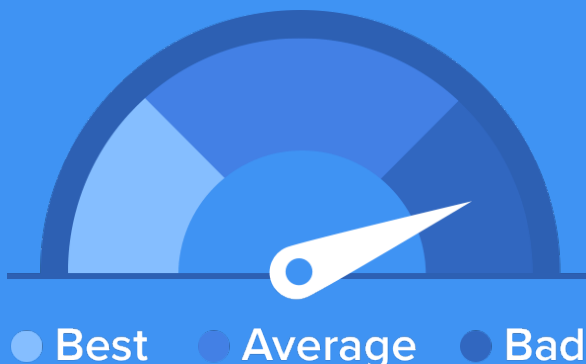
Compared to New York, Marysville has a very low population density. Marysville is perfect for those who like a quiet city.

3,212
MARYSVILLE

27,441
NEW YORK

RESIDENCE

Air quality



Weather



Condition

55°F average temperature



17 years

Median home age

\$236,410

Median home price

-17.91%

Home appreciation rate

10.94%

Annual property tax

63.8%

Homes owned

32%

Homes rented

4.2%

Homes vacant

COMMUNITY

Religious diversity

83.4% Other

7.3% Catholic

3.5% Other Christian

3% Mormon

2.8% Pentecostal




Crime rate
(per 100,000)




5

Average age



35

Political majority



Democrat

LOCALE

Unemployment



Occupation

12.6% Management, business, Art & Sciences

26% Sales & Office Occupations

16.9% Service Occupation

15.2% Production, transportation & Material Moving

10.9% Natural Resources, Construction & Maintenance

Education

Student teacher ratio 1:19



88%

High school diploma

9%

Some college or associates degree

15%


Bachelors degree

5%

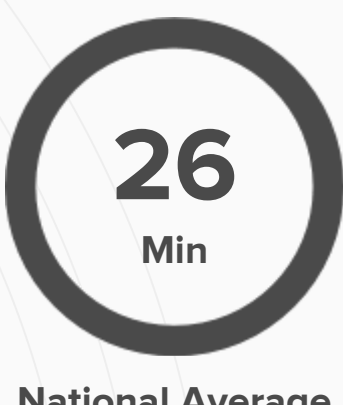
Graduate or professional degree

TRANSIT

Average commute time Daily breakdown: by transport type



Boston Average



National Average

2%



Public Transportation

77%



Car

15%



Carpool

3%



Work at Home