



MACON, GA

[Click to view full report.](#)

CITY INFO

Population: 91,880

City rating

Overall value

Male 44%

Female 56%

Married 45%

Single 55%

This rating is a weighted average of commute time, crime rate, population, median salary, and more.

7/10

This score adds annual household income and cost of living to the city rating.

6/10

Density (Population per mile²)

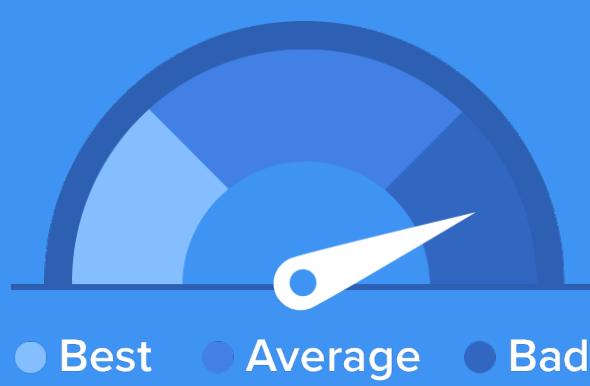
Compared to New York, Macon has a very low population density. Macon is perfect for those who like a quiet city.

1,647
MACON

27,441
NEW YORK

RESIDENCE

Air quality



Weather



Condition

65°F average temperature



44 years

Median home age

\$50,000

Median home price

-12.06%

Median home age

8.84%

Annual property tax

41.8%

Homes owned

41.4%

Homes rented

16.8%

Homes vacant

COMMUNITY

Religious diversity

59.6% Other

22.4% Baptist

8.5% Methodist

4.9% Other Christian

4.6% Catholic




Crime rate
(per 100,000)




7

Average age



34

Political majority



Democrat

LOCALE

Unemployment

12%

Occupation

9.3% Management, business, Art & Sciences

27.6% Sales & Office Occupations


19.8% Service Occupation

15.5% Production, transportation & Material Moving

8.8% Natural Resources, Construction & Maintenance

Education

Student teacher ratio 1:15



73%

High school diploma

4%

Some college or associates degree

11%

Bachelors degree

6%

Graduate or professional degree

TRANSIT

Average commute time Daily breakdown: by transport type

23

Min

Boston Average

26

Min

National Average

3%



Public Transportation

75%



Car

17%



Carpool

2%



Work at Home