



LUBBOCK, TX

[Click to view full report.](#)

CITY INFO

Population: 217,128

City rating

Overall value

Male 49%

Female 51%

Married 52%

Single 48%

This rating is a weighted average of commute time, crime rate, population, median salary, and more.

7/10

This score adds annual household income and cost of living to the city rating.

6/10

Density (Population per mile²)

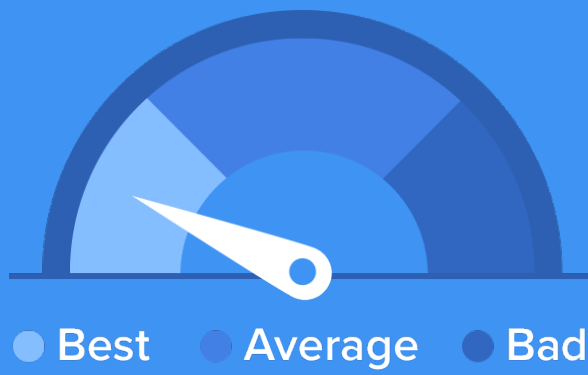
Compared to New York, Lubbock has a very low population density. Lubbock is perfect for those who like a quiet city.

1,891
LUBBOCK

27,441
NEW YORK

RESIDENCE

Air quality



Weather



Condition

60°F average temperature



33 years

Median home age

\$80,490

Median home price

-4.24%

Home appreciation rate

15.43%

Annual property tax

50.9%

Homes owned

38.7%

Homes rented

10.5%

Homes vacant

COMMUNITY

Religious diversity


47.5% Other

21.3% Baptist

17.7% Catholic

8.8% Other Christian

4.7% Methodist




Crime rate
(per 100,000)




8

Average age



31

Political majority



Republican

LOCALE

Unemployment

5%

Occupation

12.1% Management, business, Art & Sciences

29.7% Sales & Office Occupations

16.5% Service Occupation

9.9% Production, transportation & Material Moving

8.4% Natural Resources, Construction & Maintenance

Education

Student teacher ratio 1:13



81%

High school diploma

5%

Some college or associates degree

18%

Bachelors degree

10%

Graduate or professional degree

TRANSIT

Average commute time Daily breakdown: by transport type

18
Min

Boston Average

26
Min

National Average

1%



Public Transportation

81%



Car

13%



Carpool

2%



Work at Home