



LEXINGTON, KY

[Click to view full report.](#)

CITY INFO

Population: 283,336

City rating

Overall value

Male 50%

Female 50%

Married 53%

Single 47%

This rating is a weighted average of commute time, crime rate, population, median salary, and more.

8/10

This score adds annual household income and cost of living to the city rating.

8/10

Density (Population per mile²)

Compared to New York, Lexington has a very low population density. Lexington is perfect for those who like a quiet city.

996

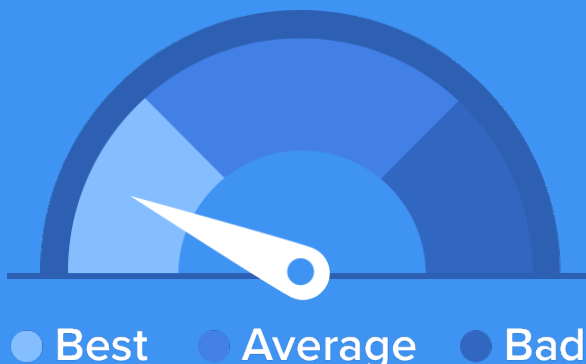
LEXINGTON

27,441

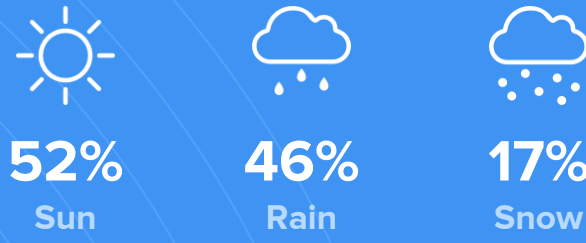
NEW YORK

RESIDENCE

Air quality



Weather



Condition

55°F average temperature



30 years

Median home age

\$158,000

Median home price

-3.65%

Median home age

8.19%

Annual property tax

52.4%

Homes owned

38.8%

Homes rented

8.8%

Homes vacant

COMMUNITY

Religious diversity

60.6% Other

14.3% Baptist

10.4% Catholic

10% Other Christian

4.6% Methodist




Crime rate (per 100,000)



6

Average age



35

Political majority



Democrat

LOCALE

Unemployment



Occupation

14.6% Management, business, Art & Sciences

26% Sales & Office Occupations

13.8% Service Occupation

11.1% Production, transportation & Material Moving

6.5% Natural Resources, Construction & Maintenance

Education

Student teacher ratio 1:15



86%

High school diploma

7%

Some college or associates degree

22%

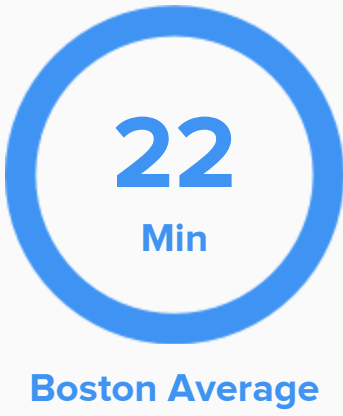
Bachelors degree

15%

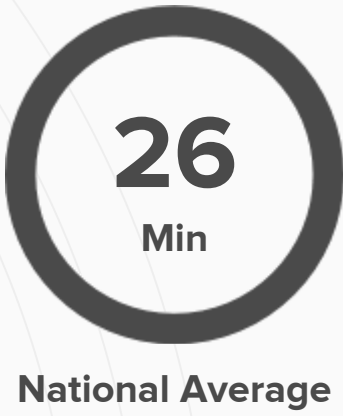
Graduate or professional degree

TRANSIT

Average commute time Daily breakdown: by transport type



Boston Average



National Average

1%



Public Transportation

81%



Car

11%



Carpool

3%



Work at Home