



IONIA, MI

[Click to view full report.](#)

CITY INFO

Population: 11,828

City rating

Overall value

Male 70%

Female 30%

Married 43%

Single 57%

This rating is a weighted average of commute time, crime rate, population, median salary, and more.

9/10

This score adds annual household income and cost of living to the city rating.

7/10

Density (Population per mile²)

Compared to New York, Ionia has a very low population density. Ionia is perfect for those who like a quiet city.

2,345

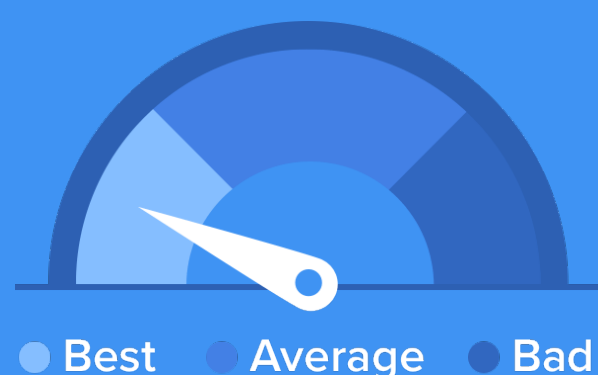
IONIA

27,441

NEW YORK

RESIDENCE

Air quality



Weather



45%
Sun



33%
Rain



45%
Snow



Condition

49°F average temperature



57 years

Median home age

\$60,390

Median home price

-22.27%

Median home age

10.96%

Annual property tax

54.2%

Homes owned

35.5%

Homes rented

10.3%

Homes vacant

COMMUNITY

Religious diversity

68.8% Other

21.6% Catholic

4.6% Other Christian

2.9% Methodist

2.1% Baptist




Crime rate
(per 100,000)




3

Average age



28

Political majority



Republican

LOCALE

Unemployment

13%

Occupation

6.8% Management, business, Art & Sciences

24.1% Sales & Office Occupations


18.5% Service Occupation

26.9% Production, transportation & Material Moving

9% Natural Resources, Construction & Maintenance

Education

Student teacher ratio 1:14



79%

High school diploma

6%

Some college or associates degree

5%

Bachelors degree

4%

Graduate or professional degree

TRANSIT

Average commute time Daily breakdown: by transport type

24

Min

Boston Average

26

Min

National Average

0%



Public Transportation

79%



Car

13%



Carpool

2%



Work at Home