



HIGHLAND PARK, IL

[Click to view full report.](#)

CITY INFO

Population: 32,766

City rating

Overall value

Male 49%

Female 51%

Married 72%

Single 28%

This rating is a weighted average of commute time, crime rate, population, median salary, and more.

10/10

This score adds annual household income and cost of living to the city rating.

9/10

Density (Population per mile²)

Compared to New York, Highland Park has a very low population density. Highland Park is perfect for those who like a quiet city.

2,651

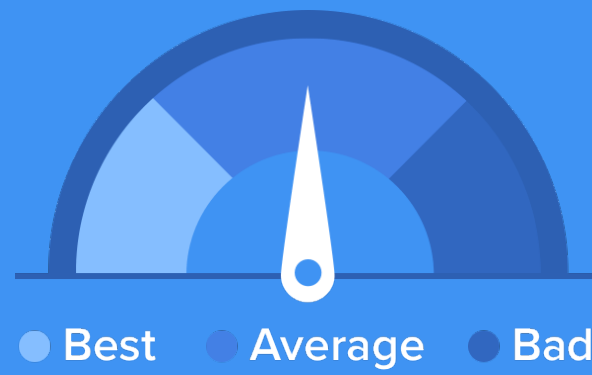
HIGHLAND PARK

27,441

NEW YORK

RESIDENCE

Air quality



Weather



52% Sun



33% Rain



37% Snow



Condition

48°F average temperature



47 years

Median home age

\$436,690

Median home price

-13.35%

Median home age

19.95%

Annual property tax

78.7%

Homes owned

17%

Homes rented

4.3%

Homes vacant

COMMUNITY

Religious diversity

48.2% Other

39.2% Catholic

6.1% Other Christian

3.4% Jewish

3.1% Lutheran




Crime rate (per 100,000)




2

Average age



41

Political majority



Democrat

LOCALE

Unemployment

7%

Occupation

24.8% Management, business, Art & Sciences

27.4% Sales & Office Occupations

10.4% Service Occupation

3.5% Production, transportation & Material Moving

3.2% Natural Resources, Construction & Maintenance

Education

Student teacher ratio 1:13



91%

High school diploma

3%

Some college or associates degree

33%

Bachelors degree

28%

Graduate or professional degree

TRANSIT

Average commute time Daily breakdown: by transport type

33 Min

Boston Average

26 Min

National Average

12%



Public Transportation

69%



Car

8%



Carpool

6%



Work at Home