



GREAT FALLS, MT

[Click to view full report.](#)

CITY INFO

Population: 58,439

City rating

Overall value

Male 49%

Female 51%

Married 57%

Single 43%

This rating is a weighted average of commute time, crime rate, population, median salary, and more.

9/10

This score adds annual household income and cost of living to the city rating.

7/10

Density (Population per mile²)

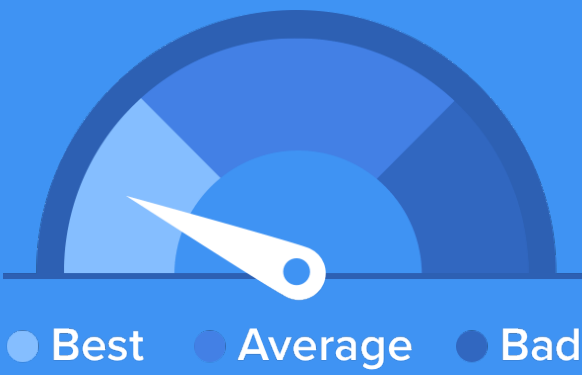
Compared to New York, Great Falls has a very low population density. Great Falls is perfect for those who like a quiet city.

2,999
GREAT FALLS

27,441
NEW YORK

RESIDENCE

Air quality



Weather



52%
Sun



15%
Rain



44%
Snow



Condition

49°F average temperature



46 years

Median home age

\$145,630

Median home price

1.34%

Median home age

13.47%

Annual property tax

59.8%

Homes owned

34.1%

Homes rented

6.2%

Homes vacant

COMMUNITY

Religious diversity

68.5% Other

16.4% Catholic

6.1% Lutheran

4.9% Other Christian

4.2% Mormon




Crime rate
(per 100,000)




5

Average age



40

Political majority



Republican

LOCALE

Unemployment

5%

Occupation

12%



Management, business, Art & Sciences

30.4%



Sales & Office Occupations

18.4%



Service Occupation

10.2%



Production, transportation & Material Moving

8.7%



Natural Resources, Construction & Maintenance

Education

Student teacher ratio 1:11



87%

High school diploma

7%

Some college or associates degree

15%

Bachelors degree

7%

Graduate or professional degree

TRANSIT

Average commute time Daily breakdown: by transport type

16

Min

Boston Average

26

Min

National Average

1%



Public Transportation

82%



Car

10%



Carpool

3%



Work at Home