



GLENPOOL, OK

[Click to view full report.](#)

CITY INFO

Population: 9,358

City rating

Overall value

Male 48%

Female 52%

Married 65%

Single 35%

This rating is a weighted average of commute time, crime rate, population, median salary, and more.

10/10

This score adds annual household income and cost of living to the city rating.

9/10

Density (Population per mile²)


Compared to New York, Glenpool has a very low population density. Glenpool is perfect for those who like a quiet city.

1,006
GLENPOOL

27,441
NEW YORK

RESIDENCE

Air quality



Weather



Condition

59°F average temperature



22 years

Median home age

\$132,560

Median home price

1.27%

Home appreciation rate

10.01%

Annual property tax

78%

Homes owned

18.1%

Homes rented

3.9%

Homes vacant

COMMUNITY

Religious diversity

53.8% Other

21.1% Baptist

9.1% Methodist

8.5% Other Christian

7.4% Catholic




Crime rate
(per 100,000)




3

Average age



32

Political majority



Republican

LOCALE

Unemployment

7%

Occupation

13% Management, business, Art & Sciences

26.5% Sales & Office Occupations

13.3% Service Occupation

16.2% Production, transportation & Material Moving

12% Natural Resources, Construction & Maintenance

Education

Student teacher ratio 1:16



86%

High school diploma

10%

Some college or associates degree

14%

Bachelors degree

5%

Graduate or professional degree

TRANSIT

Average commute time Daily breakdown: by transport type

26
Min

Boston Average

26
Min

National Average

0%



Public Transportation

83%



Car

12%



Carpool

3%



Work at Home