



FREDERICK, MD

[Click to view full report.](#)

CITY INFO

Population: 60,321

City rating

Overall value

Male 48%

Female 52%

Married 55%

Single 45%

This rating is a weighted average of commute time, crime rate, population, median salary, and more.

8/10

This score adds annual household income and cost of living to the city rating.

7/10

Density (Population per mile²)

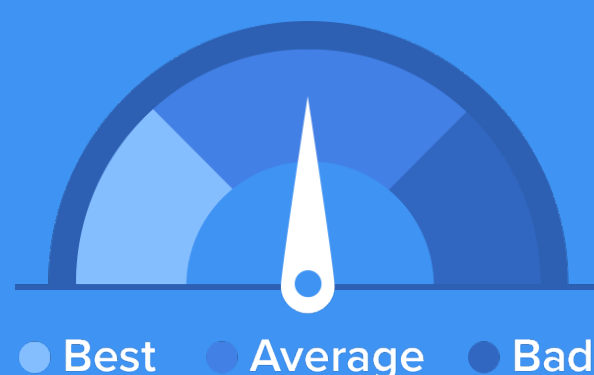
Compared to New York, Frederick has a very low population density. Frederick is perfect for those who like a quiet city.

2,954
FREDERICK

27,441
NEW YORK

RESIDENCE

Air quality



Weather

55% Sun
40% Rain
19% Snow

Condition

57°F average temperature



24 years

Median home age

\$222,550

Median home price

-8.3%

Median home age

10.39%

Annual property tax

53.1%

Homes owned

40.5%

Homes rented

6.4%

Homes vacant

COMMUNITY

Religious diversity

60.6% Other

19.2% Catholic

7.8% Other Christian

6.4% Lutheran

6% Methodist




Crime rate
(per 100,000)




7

Average age



36

Political majority



Republican

LOCALE

Unemployment

7%

Occupation

14.5% Management, business, Art & Sciences

25.9% Sales & Office Occupations

14.6% Service Occupation

9.7% Production, transportation & Material Moving

9.5% Natural Resources, Construction & Maintenance

Education

Student teacher ratio 1:16



85%

High school diploma

7%

Some college or associates degree

19%

Bachelors degree

11%

Graduate or professional degree

TRANSIT

Average commute time Daily breakdown: by transport type

32
Min

Boston Average

26
Min

National Average

2%



Public Transportation

74%



Car

15%



Carpool

3%



Work at Home