



# FORT VALLEY, GA

[Click to view full report.](#)

## CITY INFO

Population: 7,842

City rating

Overall value

Male 47%

Female 53%

Married 31%

Single 69%

This rating is a weighted average of commute time, crime rate, population, median salary, and more.

6/10

This score adds annual household income and cost of living to the city rating.

6/10

Density (Population per mile<sup>2</sup>)

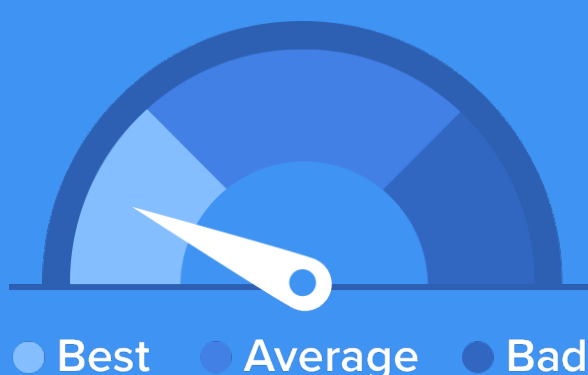
Compared to New York, Fort Valley has a very low population density. Fort Valley is perfect for those who like a quiet city.

1,489  
FORT VALLEY

27,441  
NEW YORK

## RESIDENCE

Air quality



Weather



Condition

64°F average temperature



35 years

Median home age

\$64,550

Median home price

-7.76%

Median home age

9.95%

Annual property tax

40.9%

Homes owned

48.3%

Homes rented

10.8%

Homes vacant

## COMMUNITY

Religious diversity

79.7% Other

12.8% Baptist

4.9% Methodist

1.4% Other Christian

1.2% Catholic




Crime rate  
(per 100,000)




9

Average age



31

Political majority



Democrat

## LOCALE

Unemployment

10%

Occupation

7.4% Management, business, Art & Sciences

22% Sales & Office Occupations

21% Service Occupation

20.1% Production, transportation & Material Moving

12.9% Natural Resources, Construction & Maintenance

Education

Student teacher ratio 1:15



61%

High school diploma

2%

Some college or associates degree

8%

Bachelors degree

5%

Graduate or professional degree

## TRANSIT

Average commute time Daily breakdown: by transport type

25

Min

Boston Average

26

Min

National Average

1%



Public Transportation

69%



Car

25%



Carpool

1%



Work at Home