



FORT PIERCE, FL

[Click to view full report.](#)

CITY INFO

Population: 39,419

City rating

Overall value

Male 50%

Female 50%

Married 49%

Single 51%

This rating is a weighted average of commute time, crime rate, population, median salary, and more.

5/10

This score adds annual household income and cost of living to the city rating.

4/10

Density (Population per mile²)

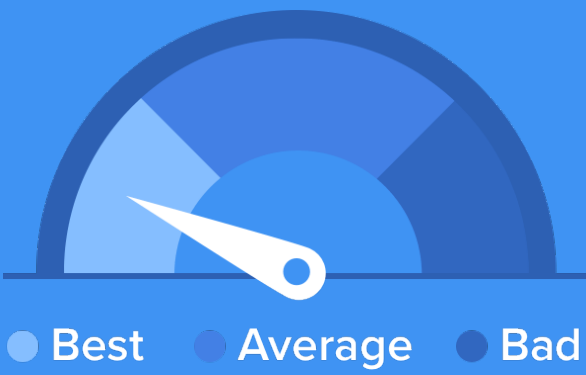
Compared to New York, Fort Pierce has a very low population density. Fort Pierce is perfect for those who like a quiet city.

2,674
FORT PIERCE

27,441
NEW YORK

RESIDENCE

Air quality



Weather



Condition

72°F average temperature



32 years

Median home age

\$48,810

Median home price

-12.49%

Median home age

13.61%

Annual property tax

43.3%

Homes owned

36.6%

Homes rented

20.2%

Homes vacant

COMMUNITY

Religious diversity


67.3% Other

23.9% Catholic

4.2% Baptist

3.2% Other Christian

1.4% Methodist




Crime rate
(per 100,000)




10

Average age



33

Political majority



Democrat

LOCALE

Unemployment

18%

Occupation

7% Management, business, Art & Sciences

20.7% Sales & Office Occupations

18.8% Service Occupation

15.2% Production, transportation & Material Moving

15.8% Natural Resources, Construction & Maintenance

Education

Student teacher ratio 1:19



61%

High school diploma

5%

Some college or associates degree

8%

Bachelors degree

5%

Graduate or professional degree

TRANSIT

Average commute time Daily breakdown: by transport type

26
Min

Boston Average

26
Min

National Average

4%



Public Transportation

68%



Car

22%



Carpool

2%



Work at Home