



FORT COLLINS, co

[Click to view full report.](#)

CITY INFO

Population: 133,058

City rating

Overall value

Male 50%

Female 50%

Married 50%

Single 50%

This rating is a weighted average of commute time, crime rate, population, median salary, and more.

9/10

This score adds annual household income and cost of living to the city rating.

8/10

Density (Population per mile²)

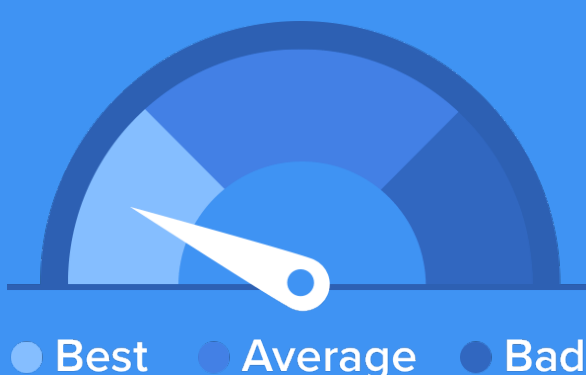
Compared to New York, Fort Collins has a very low population density. Fort Collins is perfect for those who like a quiet city.

2,859
FORT COLLINS

27,441
NEW YORK

RESIDENCE

Air quality



Weather

65% Sun
15% Rain
47% Snow

Condition

49°F average temperature



23 years

Median home age

\$209,580

Median home price

-1.8%

Median home age

7.2%

Annual property tax

55.6%

Homes owned

38.6%

Homes rented

5.9%

Homes vacant

COMMUNITY

Religious diversity

56.4% Other

16.7% Catholic

12.4% Other Christian

7.6% Lutheran

6.9% Methodist




Crime rate
(per 100,000)




4

Average age



32

Political majority



Democrat

LOCALE

Unemployment

6%

Occupation

14.8% Management, business, Art & Sciences

24.1% Sales & Office Occupations

15.3% Service Occupation

9.5% Production, transportation & Material Moving

6.7% Natural Resources, Construction & Maintenance

Education

Student teacher ratio 1:19



94%

High school diploma

7%

Some college or associates degree

31%

Bachelors degree

18%

Graduate or professional degree

TRANSIT

Average commute time Daily breakdown: by transport type

21
Min

Boston Average

26
Min

National Average

1%



Public Transportation

77%



Car

10%



Carpool

4%



Work at Home