



ESPANOLA, NM

[Click to view full report.](#)

CITY INFO

Population: 9,345

City rating

Overall value

Male 49%

Female 51%

Married 48%

Single 52%

This rating is a weighted average of commute time, crime rate, population, median salary, and more.

9/10

This score adds annual household income and cost of living to the city rating.

8/10

Density (Population per mile²)

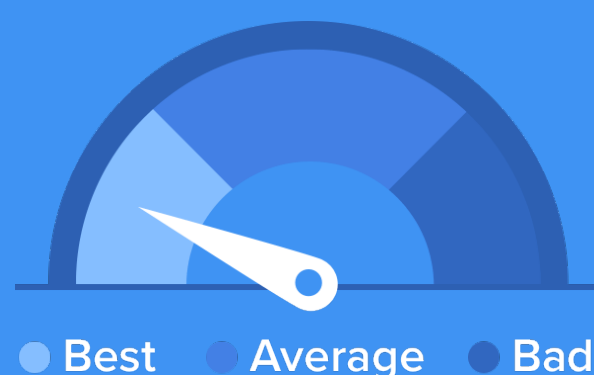
Compared to New York, Espanola has a very low population density. Espanola is perfect for those who like a quiet city.

1,115
ESPANOLA

27,441
NEW YORK

RESIDENCE

Air quality



Weather



Condition

53°F average temperature



31 years

Median home age

\$156,620

Median home price

-7.99%

Median home age

3.57%

Annual property tax

65%

Homes owned

26.6%

Homes rented

8.4%

Homes vacant

COMMUNITY

Religious diversity

51.9% Catholic

41.4% Other

3.6% Pentecostal

1.8% Mormon

1.3% Other Christian




Crime rate
(per 100,000)




4

Average age



36

Political majority



Democrat

LOCALE

Unemployment

8%

Occupation

11.9% Management, business, Art & Sciences

28.4% Sales & Office Occupations

21.5% Service Occupation

7.3% Production, transportation & Material Moving

11.9% Natural Resources, Construction & Maintenance

Education

Student teacher ratio 1:16



75%

High school diploma

7%

Some college or associates degree

9%

Bachelors degree

8%

Graduate or professional degree

TRANSIT

Average commute time Daily breakdown: by transport type

26
Min

Boston Average

26
Min

National Average

1%



Public Transportation

70%



Car

23%



Carpool

3%



Work at Home