



DUNN LORING, VA

[Click to view full report.](#)

CITY INFO

Population: 8,176

Male 50%

Female 50%

Married 64%

Single 36%

City rating

This rating is a weighted average of commute time, crime rate, population, median salary, and more.

9/10

Overall value

This score adds annual household income and cost of living to the city rating.

9/10

Density (Population per mile²)

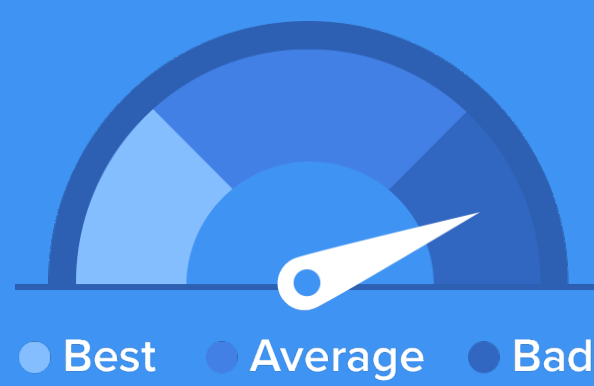
Compared to New York, Dunn Loring has a very low population density. Dunn Loring is perfect for those who like a quiet city.

4,010
DUNN LORING

27,441
NEW YORK

RESIDENCE

Air quality



Weather



Condition

57°F average temperature



35 years

Median home age

\$808,340

Median home price

3.19%

Home appreciation rate

10.67%

Annual property tax

78.7%

Homes owned

18.2%

Homes rented

3%

Homes vacant

COMMUNITY

Religious diversity

68% Other

21% Catholic

4.3% Islam

3.4% Methodist

3.3% Baptist




Crime rate
(per 100,000)




4

Average age



41

Political majority



Democrat

LOCALE

Unemployment

5%

Occupation

26.7% Management, business, Art & Sciences

18.4% Sales & Office Occupations

12.7% Service Occupation

3.8% Production, transportation & Material Moving

4.3% Natural Resources, Construction & Maintenance

Education

Student teacher ratio 1:13



92%

High school diploma

5%

Some college or associates degree

28%

Bachelors degree

29%

Graduate or professional degree

TRANSIT

Average commute time Daily breakdown: by transport type

30
Min

Boston Average

26
Min

National Average

12%



Public Transportation

73%



Car

10%



Carpool

2%



Work at Home