



DUNBAR, WV

[Click to view full report.](#)

CITY INFO

Population: 7,629

City rating

Overall value

Male 46%

Female 54%

Married 49%

Single 51%

This rating is a weighted average of commute time, crime rate, population, median salary, and more.

9/10

This score adds annual household income and cost of living to the city rating.

7/10

Density (Population per mile²)

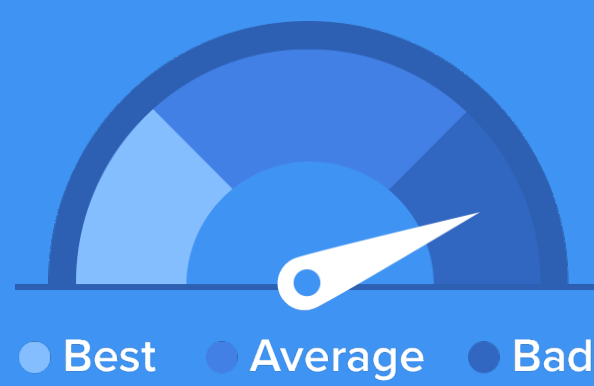
Compared to New York, Dunbar has a very low population density. Dunbar is perfect for those who like a quiet city.

2,689
DUNBAR

27,441
NEW YORK

RESIDENCE

Air quality



Weather



Condition

56°F average temperature



51 years

Median home age

\$90,490

Median home price

-1.11%

Home appreciation rate

5.3%

Annual property tax

52.9%

Homes owned

34.2%

Homes rented

12.9%

Homes vacant

COMMUNITY

Religious diversity

73.4% Other

8.8% Baptist

8.6% Other Christian

4.6% Catholic

4.6% Methodist




Crime rate
(per 100,000)




4

Average age



44

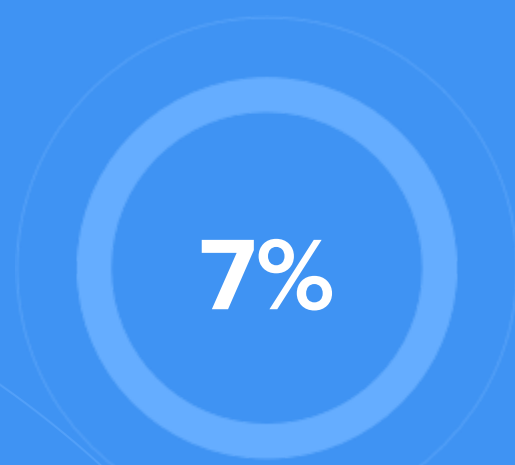
Political majority



Republican

LOCALE

Unemployment



Occupation

13.5% Management, business, Art & Sciences

34.4% Sales & Office Occupations

15% Service Occupation

7.8% Production, transportation & Material Moving

6.5% Natural Resources, Construction & Maintenance

Education

Student teacher ratio 1:16



81%

High school diploma

7%

Some college or associates degree

13%

Bachelors degree

7%

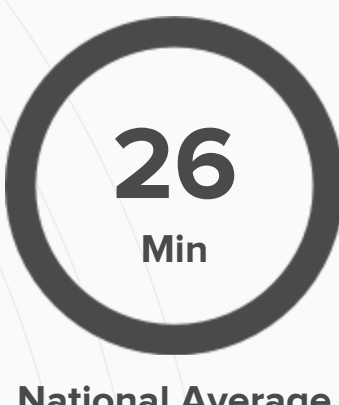
Graduate or professional degree

TRANSIT

Average commute time Daily breakdown: by transport type



Boston Average



National Average

2%



Public Transportation

77%



Car

15%



Carpool

2%



Work at Home