



DES PLAINES, IL

[Click to view full report.](#)

CITY INFO

Population: 57,760

City rating

Overall value

Male 49%

Female 51%

Married 58%

Single 42%

This rating is a weighted average of commute time, crime rate, population, median salary, and more.

9/10

This score adds annual household income and cost of living to the city rating.

9/10

Density (Population per mile²)

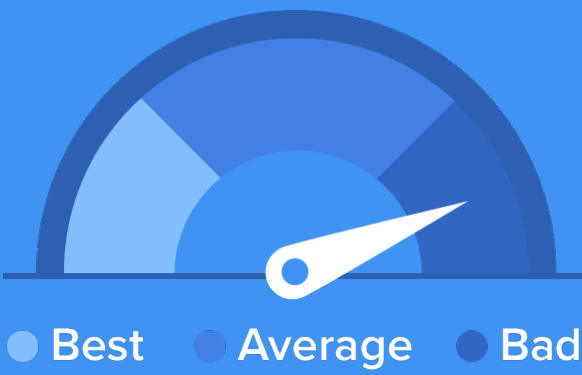
Compared to New York, Des Plaines has a very low population density. Des Plaines is perfect for those who like a quiet city.

4,005
DES PLAINES

27,441
NEW YORK

RESIDENCE

Air quality



Weather



Condition

49°F average temperature



44 years

Median home age

\$193,250

Median home price

-16.05%

Median home age

16.1%

Annual property tax

75.9%

Homes owned

20.7%

Homes rented

3.3%

Homes vacant

COMMUNITY

Religious diversity

49.9% Other

39.3% Catholic

5% Other Christian

3.7% Jewish

2.1% Islam




Crime rate
(per 100,000)




3

Average age



42

Political majority



Democrat

LOCALE

Unemployment

10%

Occupation

14.3% Management, business, Art & Sciences

31.4% Sales & Office Occupations

12.6% Service Occupation

14.7% Production, transportation & Material Moving

9% Natural Resources, Construction & Maintenance

Education

Student teacher ratio 1:16



82%

High school diploma

6%

Some college or associates degree

17%

Bachelors degree

8%

Graduate or professional degree

TRANSIT

Average commute time Daily breakdown: by transport type

30
Min

Boston Average

26
Min

National Average

7%



Public Transportation

80%



Car

9%



Carpool

2%



Work at Home