



CORSICANA, TX

[Click to view full report.](#)

CITY INFO

Population: 26,460

Male 49%

Female 51%

Married 54%

Single 46%

City rating

This rating is a weighted average of commute time, crime rate, population, median salary, and more.

9/10

Overall value

This score adds annual household income and cost of living to the city rating.

7/10

Density (Population per mile²)

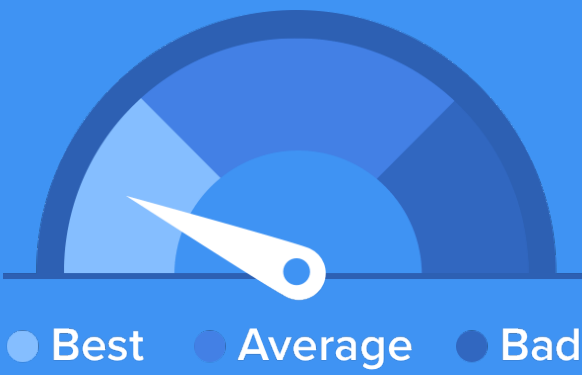
Compared to New York, Corsicana has a very low population density. Corsicana is perfect for those who like a quiet city.

1,276
CORSICANA

27,441
NEW YORK

RESIDENCE

Air quality



Weather



Condition

66°F average temperature



38 years

Median home age

\$80,680

Median home price

-8.14%

Home appreciation rate

14.22%

Annual property tax

56.2%

Homes owned

37.6%

Homes rented

6.3%

Homes vacant

COMMUNITY

Religious diversity

44.2% Other

35.3% Baptist

7.2% Catholic

7.2% Methodist

6.1% Other Christian




Crime rate
(per 100,000)




5

Average age



33

Political majority



Republican

LOCALE

Unemployment



Education

Student teacher ratio 1:13



Occupation

7% Management, business, Art & Sciences

25.1% Sales & Office Occupations

18.1% Service Occupation

25.5% Production, transportation & Material Moving

8.8% Natural Resources, Construction & Maintenance

68%

High school diploma

5%

Some college or associates degree

8%


Bachelors degree

5%

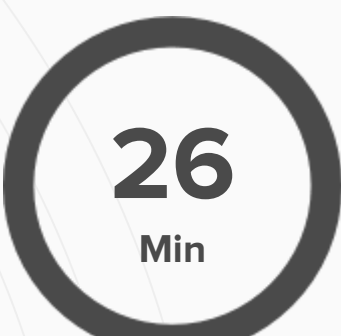
Graduate or professional degree

TRANSIT

Average commute time Daily breakdown: by transport type



Boston Average



National Average

1%



Public Transportation

75%



Car

19%



Carpool

1%



Work at Home