



COAL CITY, IL

[Click to view full report.](#)

CITY INFO

Population: 5,958

City rating

Overall value

Male 49%

Female 51%

Married 60%

Single 40%

This rating is a weighted average of commute time, crime rate, population, median salary, and more.

9/10

This score adds annual household income and cost of living to the city rating.

8/10

Density (Population per mile²)

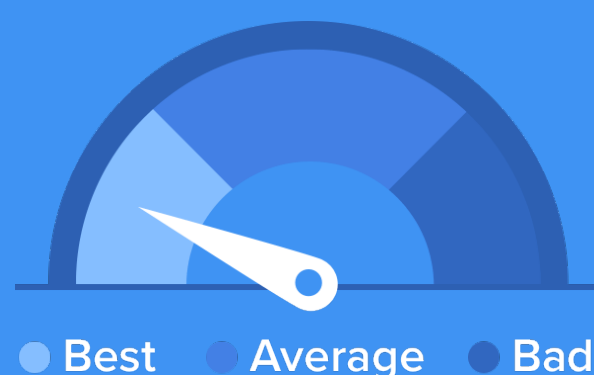
Compared to New York, Coal City has a very low population density. Coal City is perfect for those who like a quiet city.

2,459
COAL CITY

27,441
NEW YORK

RESIDENCE

Air quality



Weather



Condition

50°F average temperature



30 years

Median home age

\$166,320

Median home price

-2.61%

Median home age

16.54%

Annual property tax

70.9%

Homes owned

26.8%

Homes rented

2.3%

Homes vacant

COMMUNITY

Religious diversity

55.8% Other

27.5% Catholic

6.2% Other Christian

5.5% Lutheran

5% Methodist




Crime rate
(per 100,000)




2

Average age



34

Political majority



Republican

LOCALE

Unemployment

12%

Occupation

7.4% Management, business, Art & Sciences

20.3% Sales & Office Occupations

14.9% Service Occupation

20.5% Production, transportation & Material Moving

18.8% Natural Resources, Construction & Maintenance

Education

Student teacher ratio 1:19



90%

High school diploma

8%

Some college or associates degree

10%

Bachelors degree

4%

Graduate or professional degree

TRANSIT

Average commute time Daily breakdown: by transport type

28
Min

Boston Average

26
Min

National Average

0%



Public Transportation

87%



Car

10%



Carpool

1%



Work at Home