



CLARKSTON, WA

[Click to view full report.](#)

CITY INFO

Population: 7,172

City rating

Overall value

Male 47%

Female 53%

Married 48%

Single 52%

This rating is a weighted average of commute time, crime rate, population, median salary, and more.

9/10

This score adds annual household income and cost of living to the city rating.

7/10

Density (Population per mile²)

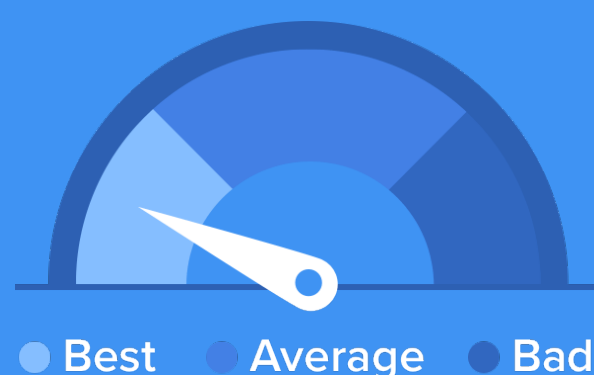
Compared to New York, Clarkston has a very low population density. Clarkston is perfect for those who like a quiet city.

3,720
CLARKSTON

27,441
NEW YORK

RESIDENCE

Air quality



Weather



Condition

58°F average temperature



54 years

Median home age

\$131,470

Median home price

-10.31%

Home appreciation rate

12%

Annual property tax

47.1%

Homes owned

44.2%

Homes rented

8.7%

Homes vacant

COMMUNITY

Religious diversity

70.7% Other

11% Pentecostal

9.2% Catholic

4.8% Mormon

4.2% Other Christian




Crime rate
(per 100,000)




4

Average age



37

Political majority



Republican

LOCALE

Unemployment



Occupation

9% Management, business, Art & Sciences

24.8% Sales & Office Occupations

24.4% Service Occupation

16.5% Production, transportation & Material Moving

11.1% Natural Resources, Construction & Maintenance

Education

Student teacher ratio 1:20



81%

High school diploma

8%

Some college or associates degree

9%

Bachelors degree

4%

Graduate or professional degree

TRANSIT

Average commute time Daily breakdown: by transport type



Boston Average



National Average

0%



Public Transportation

78%



Car

12%



Carpool

4%



Work at Home