



BROWNSTOWN, IN

[Click to view full report.](#)

CITY INFO

Population: 2,927

City rating

Overall value

Male 46%

Female 54%

Married 58%

Single 42%

This rating is a weighted average of commute time, crime rate, population, median salary, and more.

9/10

This score adds annual household income and cost of living to the city rating.

7/10

Density (Population per mile²)

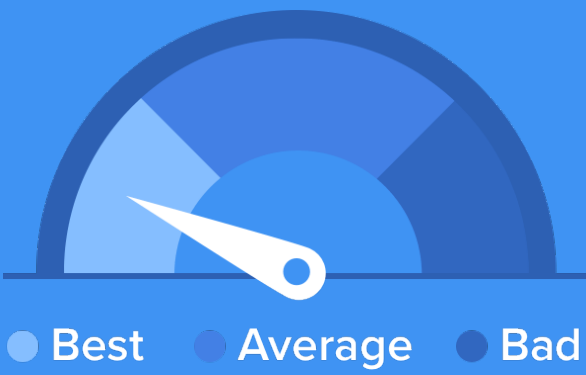
Compared to New York, Brownstown has a very low population density. Brownstown is perfect for those who like a quiet city.

2,045
BROWNSTOWN

27,441
NEW YORK

RESIDENCE

Air quality



Weather



Condition

53°F average temperature



36 years

Median home age

\$117,910

Median home price

-1.29%

Median home age

6.49%

Annual property tax

64.1%

Homes owned

28.6%

Homes rented

7.2%

Homes vacant

COMMUNITY

Religious diversity

50.9% Other

21% Other Christian

15.9% Lutheran

8.5% Baptist

3.8% Methodist




Crime rate
(per 100,000)




3

Average age



38

Political majority



Republican

LOCALE

Unemployment

10%

Occupation

8.2% Management, business, Art & Sciences

21.8% Sales & Office Occupations

15.9% Service Occupation

30.1% Production, transportation & Material Moving

9.9% Natural Resources, Construction & Maintenance

Education

Student teacher ratio 1:19



83%

High school diploma

7%

Some college or associates degree

8%

Bachelors degree

4%

Graduate or professional degree

TRANSIT

Average commute time Daily breakdown: by transport type

23
Min

Boston Average

26
Min

National Average

0%



Public Transportation

84%



Car

9%



Carpool

3%



Work at Home