



BRIDGEVIEW, IL

[Click to view full report.](#)

CITY INFO

Population: 15,398

City rating

Overall value

Male 50%

Female 50%

Married 55%

Single 45%

This rating is a weighted average of commute time, crime rate, population, median salary, and more.

9/10

This score adds annual household income and cost of living to the city rating.

8/10

Density (Population per mile²)

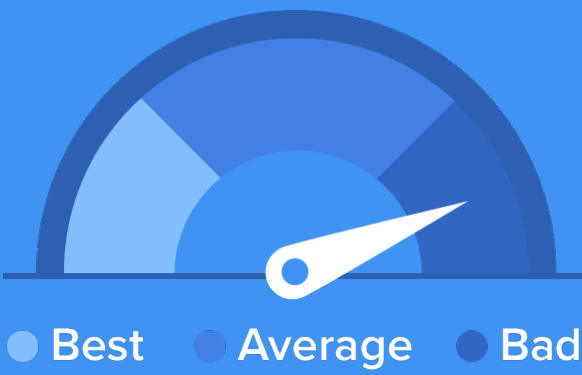
Compared to New York, Bridgeview has a very low population density. Bridgeview is perfect for those who like a quiet city.

3,732
BRIDGEVIEW

27,441
NEW YORK

RESIDENCE

Air quality



Weather



Condition

51°F average temperature



37 years

Median home age

\$184,930

Median home price

-11.6%

Median home age

16.1%

Annual property tax

71.5%

Homes owned

23.3%

Homes rented

5.2%

Homes vacant

COMMUNITY

Religious diversity

49.9% Other

39.3% Catholic

5% Other Christian

3.7% Jewish

2.1% Islam




Crime rate
(per 100,000)




3

Average age



38

Political majority



Democrat

LOCALE

Unemployment

11%

Occupation

8.2% Management, business, Art & Sciences

32.8% Sales & Office Occupations

13.3% Service Occupation

22.2% Production, transportation & Material Moving

13.1% Natural Resources, Construction & Maintenance

Education

Student teacher ratio 1:16



73%

High school diploma

6%

Some college or associates degree

7%

Bachelors degree

2%

Graduate or professional degree

TRANSIT

Average commute time Daily breakdown: by transport type

32
Min

Boston Average

26
Min

National Average

4%



Public Transportation

81%



Car

9%



Carpool

2%



Work at Home