



ALEXANDRIA, VA

[Click to view full report.](#)

CITY INFO

Population: 140,079

City rating

Overall value

Male 48%

Female 52%

Married 46%

Single 54%

This rating is a weighted average of commute time, crime rate, population, median salary, and more.

10/10

This score adds annual household income and cost of living to the city rating.

9/10

Density (Population per mile²)

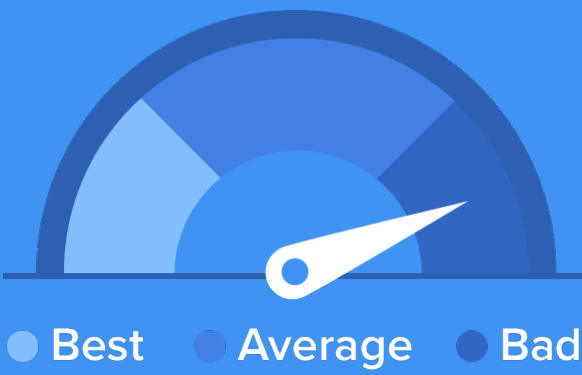
Compared to New York, Alexandria has a low population density. Alexandria is perfect for those who want to be in the city without constantly rubbing shoulders.

9,229
ALEXANDRIA

27,441
NEW YORK

RESIDENCE

Air quality



Weather



Condition

57°F average temperature



37 years

Median home age

\$378,280

Median home price

-4.87%

Home appreciation rate

10.21%

Annual property tax

37.3%

Homes owned

56.9%

Homes rented

5.8%

Homes vacant

COMMUNITY

Religious diversity

68.5% Other

19.1% Catholic

4.6% Baptist

4% Other Christian

3.8% Jewish




Crime rate
(per 100,000)




3

Average age



38

Political majority



Democrat

LOCALE

Unemployment



Occupation

24.2% Management, business, Art & Sciences

21.2% Sales & Office Occupations

11.8% Service Occupation

5.1% Production, transportation & Material Moving

5.4% Natural Resources, Construction & Maintenance

Education

Student teacher ratio 1:9



87%

High school diploma

4%

Some college or associates degree

30%


Bachelors degree

25%

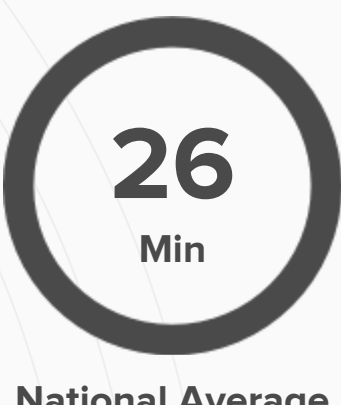
Graduate or professional degree

TRANSIT

Average commute time Daily breakdown: by transport type



Boston Average



National Average

17%



Public Transportation

62%



Car

13%



Carpool

3%



Work at Home