



ABERDEEN, MD

[Click to view full report.](#)

CITY INFO

Population: 13,893

Male 48%

Female 52%

Married 54%

Single 46%

City rating

This rating is a weighted average of commute time, crime rate, population, median salary, and more.

8/10

Overall value

This score adds annual household income and cost of living to the city rating.

7/10

Density (Population per mile²)

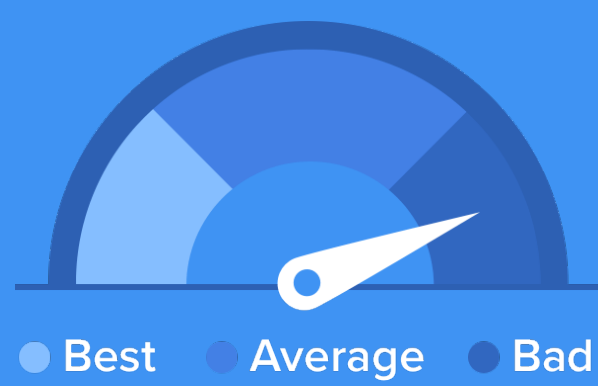
Compared to New York, Aberdeen has a very low population density. Aberdeen is perfect for those who like a quiet city.

2,174
ABERDEEN

27,441
NEW YORK

RESIDENCE

Air quality



Weather



Condition

56°F average temperature



38 years

Median home age

\$210,280

Median home price

-6.39%

Median home age

10.49%

Annual property tax

53.4%

Homes owned

36.8%

Homes rented

9.9%

Homes vacant

COMMUNITY

Religious diversity

58.3% Other

31.2% Catholic

4.3% Methodist

3.1% Lutheran

3.1% Baptist




Crime rate
(per 100,000)




7

Average age



38

Political majority



Republican

LOCALE

Unemployment

7%

Occupation

9.9% Management, business, Art & Sciences

25.8% Sales & Office Occupations

18.8% Service Occupation

19.1% Production, transportation & Material Moving

10.8% Natural Resources, Construction & Maintenance

Education

Student teacher ratio 1:14



78%

High school diploma

5%

Some college or associates degree

9%

Bachelors degree

6%

Graduate or professional degree

TRANSIT

Average commute time Daily breakdown: by transport type

27
Min

Boston Average

26
Min

National Average

2%



Public Transportation

75%



Car

19%



Carpool

2%



Work at Home